

Site Equipment

**making
hard work
easier**

List of Contents

Site Equipment

Product Categories 1 – 9



1	Paver Laying and Transportation	3
2	Joint Filling and Surface Cleaning	21
3	Screeding	25
4	Professional Tools	37
5	Vacuum Laying	51
6	Laying of Landscaping Elements	79
7	Handling of Concrete Barriers	93
8	Civil Engineering: Manhole and Pipe Laying	97
9	Highrise and Roof Elements	107
	Alphabetical Index	110
	Product Request Form	114



1

Paver Laying and Transportation



Lay pavers efficiently – with paver installation machines



VM-301-GREENLINE with HVZ-UNI-II

Probst paver installation machines offer simple handling, user-friendly operation and first-class performance. Increase your efficiency and go for first-class quality – with conventional or 100% electric drive.

Offering a compact design and double articulated steering, the VM paver installation machines provide excellent maneuverability in confined spaces and job sites. Operators appreciate the high visibility to both the laying edge and what is behind them. A low center of gravity guarantees an optimal static stability at any operating position. The chassis of the laying machine has got a double center steering. Even driving narrow curves on freshly laid paver surface, no shifting is done to the pavers. The wheels do not twist the pavers, but roll on them.

Universally usable

The Probst laying machines are universal machines for many different attachments to meet your requirements: Kerb laying clamps, sweeping systems, Vacuum Laying systems for different concrete and natural stone slabs as well as a lot of special tools that you will find in this catalogue.



Clear vision at maximum comfort: VM-X-PAVERMAX

NEW



VM-X-PAVERMAX premium with HVZ-UNI-II

Picture with accessories LED light package and exterior mirrors

1
Paver Laying and
Transportation

VM-X-PAVERMAX Installation Machine – 360° panoramic view meets maximum laying comfort

May we introduce: VM-X-PAVERMAX, the new reference class in paver laying machines. It combines a completely new sense of space with pioneering technologies – and makes work more comfortable and efficient than ever before.

All we can say is: 360° panoramic view with full glazing. Sensational stability with a load capacity of up to 700 kg.

Two practical automatic programmes. And, on request, a wide range of comfort features for even more efficient laying of all commercially available interlocking stone laying units.

- A 4-cylinder Diesel engine (3-cylinder at basic) 18.5 KW/ 25 hp means high performance reserves. Complies with EU emission regulations level V and TIER IV final (USA), no restriction in environmental zones, as engine power < 19 kW

Type	Description	Working Load Limit* kg (lbs)	Dead Weight kg (lbs)	Order-Number
VM-X-PAVERMAX premium	Basic device installation machine without laying clamp HVZ, incl. hydraulic rotator. With comfort cabin, comfort seat, 5" touch screen and articulated boom.	max. 700 (1,540)	1,600 (3,530)	51500025
VM-X-PAVERMAX comfort	Basic device installation machine without laying clamp HVZ, incl. hydraulic rotator. With comfort cabin, standard seat, 2.4" screen and standard boom.	max. 700 (1,540)	1,600 (3,530)	51500026
VM-X-PAVERMAX standard	Basic device installation machine without laying clamp HVZ, incl. hydraulic rotator. With partially enclosed operator's cabin, standard seat, 2.4" screen and standard boom.	max. 650 (1,430)	1,500 (3,310)	51500027
VM-X-PAVERMAX basic	Basic device installation machine without laying clamp HVZ, without hydraulic rotator. With partially enclosed operator's cabin, standard seat, 2.4" screen and standard boom.	max. 575 (1,270)	1,450 (3,200)	51500028

- 360° panoramic view for optimum overview
- Optimized stability with up to 700 kg load capacity
- Maximum running smoothness and a particularly pleasant driving experience



**Enormous grab height
for picking up from
two packages**



- Perfect maneuverability in the tightest of spaces
- Numerous comfort features available on request – from practical automatic programs to heated seat with air suspension
- Easy maintenance thanks to free access to all relevant parts

* At adequate driving speed and lowered load. Maximum weight corresponds to the weight of the paver layer + weight of the attachment

The new VM-X-PAVERMAX: This is how you lay today

The perfect configuration for every challenge.

Whether basic, standard, comfort or premium: With **four equipment configurations**, the VM-X-PAVERMAX is perfectly prepared for all challenges. You can choose between innovative additional features – from efficient automatic programs to the air-suspended comfort seat.

All models have unprecedented smoothness in common, as well as our double articulated steering system for maximum maneuverability in the tightest of spaces.

Clear view all around.

The VM-X-PAVERMAX offers a **unique feeling of space** – with a full overview of the laying edge and all outer edges of the machine. Both the front and the side doors are fully glazed, while a curved 180° panoramic rear window provides an optimum view to the rear.



Joystick with ergonomically arranged controls

Have a great ride!

Not only laying, but also driving becomes particularly efficient and comfortable with the VM-X-PAVERMAX. The good response of the foot pedal prevents jerky starts, the double articulated steering and the tight turning circle allow **perfect maneuverability** even in the tightest spaces. In addition, the outer edges of the VM-X-PAVERMAX are adapted to the steering geometry – no protruding vehicle parts get in the way when driving around obstacles.

The premium version also allows the operator to choose between **three operating profiles**:

Two laying modes with different response characteristics of the foot pedal and joystick, as well as a travel mode for pure driving operation.



Decoupled driver's cabin with air-suspended comfort seat, seat heating and longitudinal damping

Make yourself comfortable.

The VM-X-PAVERMAX is equipped with numerous comfort features so that even large laying projects can be completed without fatigue and with maximum concentration. From the spacious, **decoupled cabin** to the large-volume wide tires and the pendulum damping in the direction of travel:

The VM-X-PAVERMAX combines **maximum smoothness** with a particularly pleasant driving experience.

All controls are **ergonomically arranged**, and both the steering wheel and the seat can be conveniently adjusted individually. Speaking of seats: the comfort seat of the premium model is equipped with seat heating, air suspension, compressor and longitudinal damping.



Colour LCD LED touch screen with display of real-time data and for selecting automatic programmes, driving profiles, ...

All relevant data is displayed in real time on the 5" touch screen in the premium variant or on the 2.4" screen in the comfort, standard and basic variants, from the battery charge control to the coolant temperature. In the premium version in multiple languages: German, English, French, Polish and Spanish.

More efficient laying.

With the VM-X-PAVERMAX, laying all commercially available interlocking paver laying units becomes easier than ever before.

In the premium version, **convenient automatic programs** ensure that the machine takes over recurring tasks independently. In addition, the **articulated boom with two joints** increases the reach of the machine – and at the same time minimizes the necessary travel movements during positioning.

Not to be forgotten: The **enormous grab height** for picking up from two packages stacked on top of each other (up to a height of 1,800 mm). And the **large swiveling range** of around 1,600 mm from a standing position – purely by steering, without moving the pavement.



premium variant: articulated boom with two joints increases the reach

VM-X-PAVERMAX premium



Fully equipped with all the comfort and automatic features, such as adjustable comfort seat with air padding, seat heating, decoupled comfort cabin, 5" touch screen and articulated boom.

VM-X-PAVERMAX comfort



Equipped with fully enclosed, decoupled comfort cabin, adjustable standard seat with mechanical suspension, 2.4" screen and standard boom.

VM-X-PAVERMAX standard



Equipped with partially enclosed operator's cabin, adjustable standard seat with mechanical suspension, 2.4" screen and standard boom.

VM-X-PAVERMAX basic



Entry-level model with partially enclosed operator's cabin, adjustable standard seat with mechanical suspension, 2.4" screen and standard boom.

Illustrations with optionally available accessories and Hydraulic Installation Clamp HVZ-UNI-II

Equipment variations/Accessories:

✓ Standard equipment ✗ not available

Features	Description	premium	comfort	standard	basic	Order-Number
Display		Opus B3. Bright 5" colour LCD LED backlight display with touch function and 5 selectable languages (DE, EN, FR, ES, PL)	Smart-View 2.4" colour LCD LED backlight display	Smart-View 2.4" colour LCD LED backlight display	Smart-View 2.4" colour LCD LED backlight display	
Driver's seat		Adjustable comfort seat with air suspension, compressor, seat heating, longitudinal suspension	Adjustable standard seat with mechanical suspension	Adjustable standard seat with mechanical suspension	Adjustable standard seat with mechanical suspension	
Hydraulic proportional block		DPX valve block with flow sharing function	SDS standard valve block	SDS standard valve block	SDS standard valve block	
Steering column		adjustable	adjustable	adjustable	adjustable	
Accelerator pedal		Angle adjustable without tools	Angle adjustable without tools	Angle adjustable without tools	rigid	
Standard cabin		fully enclosed	fully enclosed	partially clad	partially clad	
Semi-automatic	Operation of the clamp functions via two push-buttons. ADV is automatically pre-charged when the main voltage is opened	✓	✓	✓	✓	
Armrest		✓	✓	✓	✓	
Joystick		✓	✓	✓	✓	
12V socket		✓	✓	✓	✓	
Automatic parking brake		✓	✓	✓	✓	
Internal rear view mirror		✓	✓	✓	✓	
Pendulum damping	Reduction of strong vibrations of the attachments	✓	✓	✓	✗	
Mesh pocket		✓	✓	✓	✗	
Toolbox		✓	✓	✓	✗	
Driving modes fast/slow		✓	✓	✓	✗	
Cabin		✓	✓	✗	✗	
Heating		✓	✓	✗	✗	
Opening window		✓	✓	✗	✗	
Windscreen wiper		✓	✓	✗	✗	
Wiping water function		optional	optional	✗	✗	41501064
Coat hook		✓	✓	✗	✗	
Automatic	Standard and shift automatic	✓	✗	✗	✗	
Cycle counter		✓	✗	✗	✗	
Articulated boom		✓	✗	✗	✗	
Storage compartment		✓	✓	✗	✗	
Endless swivel head		✓	✓	✓	optional	41501095
Preparation for vacuum use	For mounting hydraulically driven vacuum devices	✓	optional	optional	✗	41501070
Sound package	DAB+ Radio, Speaker, Bluetooth handsfree-system, USB	optional	optional	✗	✗	41501067
Special paint		optional	optional	optional	✗	41501096
2 nd foot pedal (left)	Control change: Raising and lowering the boom via the foot pedal instead of the joystick	optional	optional	optional	✗	41501103
LED light package	2x LED headlights front, 1x LED headlights rear	optional	optional	optional	optional	41501065
LED professional light package	Prerequisite is the LED light package – 2x LED headlights on the front axle	optional	optional	optional	✗	41501093
LED rotating beacon	3 light modes – single flash, dual flash, all-round	optional	optional	optional	optional	41501066
Mobile phone holder		optional	optional	optional	optional	26990089
Reversing warning system		optional	optional	optional	optional	41501091
Diesel particular filter DPF		optional	optional	optional	optional	41501074
Loading lugs	For loading with a crane	optional	optional	optional	optional	41501092
Exterior mirrors		optional	optional	optional	optional	41501056

VM-301-GREENLINE – emission-free and low-noise



VM-301-GREENLINE with HVZ-UNI-II



Installation Machine VM-301-GREENLINE – the new dimension in mechanical paving

- Emission-free and low-noise operation
- Very low vibrations
- Very efficient use of energy thanks to the refined electric motors
- Display with indicator for battery level, driving speed, operating hours, etc.
- All machine functions are powered by maintenance-free asynchronous motors
- Up to 8 kW drive power transmitted to the drive gears by a differential axle
- Hydraulic unit with up to 5 kW of power to supply the work hydraulic system
- Automatic electric parking brake on the front axle

Type	Description	Drive	Working Load Limit WLL* kg (lbs)	Dead Weight kg (lbs)	Order- Number
VM-301 - GREENLINE	Basic device installation machine incl. hydraulic rotator, without laying clamp HVZ	with 2 lithium ion batteries at 48 V	max. 650 (1,430)	1,340 (2,950)	51500024
ACCU-48V/105Ah	Battery for VM-301-GREENLINE				24200146

Battery technology / Basic version: 2 lithium ion rechargeable batteries at 48 V, 105 Ah.

- Total: 210 Ah / 10.1 KWh
- Recharging technology: 2 on-board chargers, each 48 V, 50 A
- Charging time (battery power at 0 %) on a 230 V power supply: approx. 4.6 h
- Charging time (battery power at 0 %) on a 400 V power supply: approx. 2.3 h
- Max. battery life up to 6 hours of paving operation (without electrical consumers such as heating, fan, lights, radio ...). With intermediate charging (with quick charge function 400V / e.g. 1 h during lunch break) up to 8 h of paving operation
- **For 50% more battery capacity:** optional 3 lithium-ion rechargeable battery at 48V, 105Ah

Standard Equipment:

- Fully glazed tubular steel cabin as weather protection with heating, windscreen wiper and radio

- Continuous hydraulic rotator
- Electronic joystick with arm support for controlling main/ side gripping width and rotator
- Wide diameter tyres and high ground clearance, therefore suitable also in rough terrain
- Wide pivoting range of approximately 1,600 mm from a standing position is achieved solely by a steering movement – and without shifting of the pavement
- Double articulated steering enables manoeuvrability in the tightest spaces
- Unlimited all-round-view for the driver, important when travelling backwards
- Ergonomical positioning of the seat, steering wheel, joystick, operating lever and pedals

Optional extra equipment:

LED-Light package, LED-Turning light, Reversing alarm, Exterior mirror and Windscreen washer.


* At adequate driving speed and lowered load. Maximum weight corresponds to the weight of the paver layer + weight of the attachment

Hydraulic Installation Clamps

These hydraulic installation clamps are universally suitable for laying all paving stone installation units available on the market when combined with the various carriers such as installation machines VM, hydraulic excavators and wheel loaders.

Type HVZ-UNI-II and HVZ-UNI-II-EK Standard Specifications:

- Universally adjustable main gripping width beared on a maintenance-free steel-polyamide guideway
- Adjustable side gripper for the exact shaping of the installation pattern (shaping device)
- Height adjustable stops for adjusting the gripping depth for different thickness of blocks
- Hydraulic pressure regulating valve to protect the parts from too much strain
- Oil pressure gauge
- Independent steel grippers – ensuring a firm grip on single blocks when carrying large sets of blocks. The steel gripper length of 50 mm (2") is variable up to about 1,350 mm (53")
- Handles for optimum handling of the pliers. Handles quickly removable for adaptation to confined spaces




HVZ-UNI-II

Mechanical installation allows for a multitude of design possibilities

It depends on the right installation clamp. This paver formation is suitable for all mechanical installation with all clamps by Probst. We have also the right solution for specialised types of stones and installations samples – talk to us.

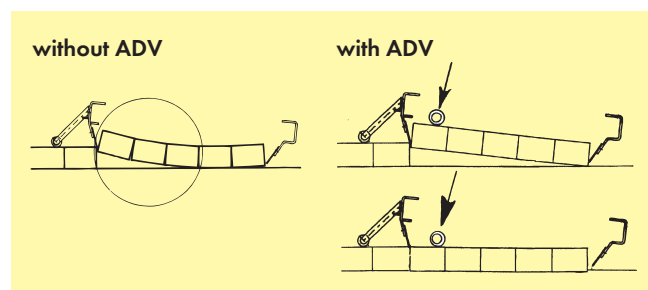
The stone formations 16 – 20 are suitable for mechanical installation by the special adapter. The stone formations 21 – 25 are suitable for mechanical installation by special adapter. For other stone formations (not shown), please send in a mould layout.



The universal installation clamps by Probst

Hydraulic Installation Clamp HVZ-UNI-II – robust, versatile and even easier to adjust

- It can be used in conjunction with the laying machine VM-X-PAVERMAX, VM-301/401/203/204 as well as other carriers which provide two hydraulic circuits to operate the clamp. The main and side clamps are controlled directly from the carrier
- Universally adjustable main gripping width beared on a maintenance-free steel-polyamide guideway
- Adjustable side gripper for the exact shaping of the installation pattern (shaping device)
- Height adjustable stops for adjusting the gripping depth for different thickness of blocks
- Independent steel grippers – ensuring a firm grip on single blocks when carrying large sets of blocks. The steel gripper length of 50 mm (2") up to about 1,350 mm (53")
- Setting off the main and side clamping width made simple and easy without tools by using scale pointers
- The side clamping arms swing up completely in order to allow laying close to a wall sideways without any gap
- The powerful side clamp achieves easy shifting (3 x greater than with the HVZ-UNI) of pavers into the running bond
- Gripping depths and height of the support wheels can be adjusted without tools easy and quickly
- Pushing-off technology ADV, integrated as a standard feature, guarantees installation complying with the regulations
- Low deadweight at 225 kg (495 lbs)
- New suspension – enabling the clamp to hang with less movement



① Durable surface protection by galvanizing



HVZ-UNI-II

Type	Main Gripping Width W mm (in)	For paver thickness* mm (in)	Side Gripping Width L mm (in)	Working Load Limit WLL kg (lbs)	Dead Weight kg (lbs)	Order-Number
HVZ-UNI-II** for VM-X/VM-301/203/204 ①	580 – 1,260 (22¾ – 49½")	50 – 160 (2 – 6¼")	960 – 1,440 (37¾ – 56¾")	400 (880)	225 *** (495)	51400036
HVZ-UNI-II** for VM-401 ①	580 – 1,260 (22¾ – 49½")	50 – 160 (2 – 6¼")	960 – 1,440 (37¾ – 56¾")	400 (880)	226,5 *** (500)	51400037

* Dependent upon the condition of the spacers and the quality of the stones.

** Equipped as standard for operation with 2 hydraulic circuits. That means, the carrier has to supply 2 hydraulic circuits.

*** without hydraulic rotator and swing damper

Accessories:

Type	Description	Dead Weight kg (lbs)	Order-Number
HVZ-UNI-II-PEA	Set of PE supports for height adjustment	10,5 (25)	41400986

- Also available: HVZ herring bone 45° – the ideal solution for bigger areas of herring bone pattern. This type of clamp handles 45° packed layers of stones and allows an installation without filling gaps by adding stones.

Requirements for hydraulic operation:

(Operating hydraulics of the carrier)


HVZ-UNI-II / HVZ-UNI-II-EK

- Volumetric flow (l/min), usable min. 15, optimal 25, max. 75
- Working pressure (bar), usable min. 200, max. 320
- Backflow pressure: max. 20 bar

Hydraulic Installation Clamp HVZ-UNI-II-EK – ideal for attachment to smaller carriers

The new HVZ-UNI-II-EK installation clamp requires only one hydraulic control circuit on the side of the carrier. It is therefore ideally suited for attachment to smaller carrier, such as Knick and Rollmops as well as small wheeled loaders. All the properties of the HVZ-UNI-II (other than shifting layers into stretcher bond) are also integrated into the HVZ-UNI-II-EK.

Type	Main Gripping Width W mm (in)	For paver thickness* mm (in)	Side Gripping Width L mm (in)	Working Load Limit WLL kg (lbs)	Dead Weight kg (lbs)	Order-Number
HVZ-UNI-II-EK * ❶	580 – 1,260 (22¾ – 49½")	50 – 160 (2 – 6¼")	960 – 1,440 (37¾ – 56¾")	400 (880)	241 *** (530)	51400040-000
HVZ-UNI-II-EK *with Herring-Bone-Adapter HVZ-FA-RE ❶	580 – 1,260 (22¾ – 49½")	50 – 160 (2 – 6¼")	960 – 1,440 (37¾ – 56¾")	400 (880)	275 **** (610)	51400040-001
HVZ-UNI-II-EK *with Paving Claw Adapter HVZ-UNI-II-PK-II ❶	580 – 1,260 (22¾ – 49½")	50 – 160 (2 – 6¼")	960 – 1,440 (37¾ – 56¾")	400 (880)	285 **** (630)	51400040-002



HVZ-UNI-II-EK with HVZ-FA-RE



❶ Durable surface protection by galvanizing



HVZ-UNI-II-EK with HVZ-UNI-II-PK-II

* As standard with single-circuit hydraulics. This means that only one hydraulic control circuit is required by the support frame
 ** Dependent upon the condition of the spacers and the quality of the stones
 *** without hydraulic rotator and swing damper
 **** with hydraulic rotator and swing damper

Paving Claw Adapter HVZ-UNI-II-PK-II

For safe installation of 90° herringbone block layers with no half blocks at the sides. If half blocks are missing from the block layer at the sides, individual blocks are not gripped by the installation clamp. The clamping elements of the HVZ-UNI-II-PK-II paving claw also grip these blocks and thus allow easy installation.

Type	Dead Weight kg (lbs)	Order-Number
HVZ-UNI-II-PK-II ❶ *****	45 (100)	41401069

***** Subsequent attachment to hydraulic installation clamp HVZ-UNI-II-EK is possible with no problem by Probst service. Attachment to HVZ-UNI-II on request

Herring-Bone Adapter with RE-Blades HVZ-FA-RE

With the FA-RE adapters, the broadest range of block layers with missing blocks or half blocks at the side can be gripped safely. The infinitely adjustable RE blades ensure a firm grip on the blocks. In this case, the side clamp is opened only after final placement of the block layer.

Type	Dead Weight kg (lbs)	Order-Number
HVZ-FA-RE ❶	35 (75)	41400557-009

The easy entry-level clamp unit, especially for the mini wheel loader

Hydraulic Installation Clamp HVZ-LIGHT

The reasonably priced entry-level clamp for mechanical stone laying, also suited to laying large slabs.

- 2-position-suspension with springs to lessen the swinging caused by the driving movement
- Additional chain to move the clamp diagonally enabling easier positioning and a much more precise installation of the blocks
- With no side clamping. Stone positions that are not interlocked can therefore not be displaced into the stretch bond
- Because of its light own weight, the HVZ-LIGHT is particularly suitable for attachment to mini wheel loaders and mini excavators as well as for VM laying machines
- For attachment to a carrier, only a hydraulic circuit is required

Optional extra equipment:

HVZ-LIGHT-ADV:

Mechanical Pushing-off device can be retrofitted for all HVZ-LIGHT models.

Because the pavers can not rock during the laying process, time consuming readjustment is avoided.



HVZ-LIGHT

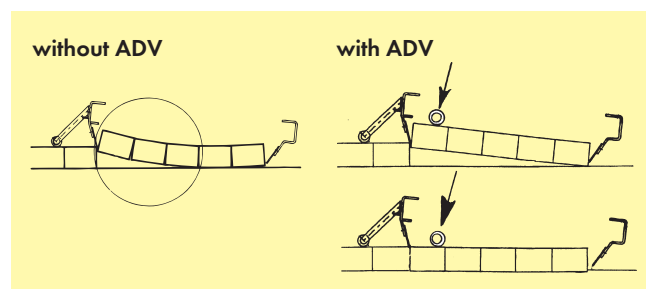
Type	Main Gripping Width W mm (in)	For paver thickness* mm (in)	Working Load Limit WLL kg (lbs)	Dead Weight kg (lbs)	Order-Number
HVZ-LIGHT ❶	570 – 1,180 (22½ – 46½")	50 – 160 (2 – 6¼")	400 (880)	approx. 159 ** (350)	51400035

* Dependent upon the condition of the spacers and the quality of the stones.

** without hydraulic rotator, C-Profiles and suspension.

Accessories:

Type	Description	Working Load Limit WLL kg (lbs)	Dead Weight kg (lbs)	Order-Number
Lifting eye for crane hook ❶		max. 1,000 (2,210)	0.9 (2)	31010004
HVZ-LIGHT-ADV	mechanical Pushing-off device		9 (20)	41401198



Requirements for hydraulic operation:

(Operating hydraulics of the carrier)

HVZ-LIGHT

- Volumetric flow (l/min), usable min. 15, optimal 25, max. 75
- Working pressure (bar), usable min. 180, max. 320
- Backflow pressure: max. 20 bar

❶ Durable surface protection by galvanizing

Shifting Adapter HVZ-VA-180° – Faster installation even of straight rows of stones


In conventional laying of paving layers with uneven paving rows and shifting with the hydraulic installation clamp into the 1/3-bond, the following situation arises:

The first installation row can be installed entirely normally.

For the second installation row, the paving layer must first be shifted into the 1/3-bond then the clamp must be raised and turned through 180° with no blocks.

With the new HVZ-VA-180° shifting adapters from Probst this time-consuming effort is no longer required for installation of even installation rows.

- The two shifting adapters are screwed onto the C-profiles of the side gripping width
- With a grip, it is now possible by simple shifting of the two position adapters and by folding in and out the third position adapter, to adjust the side gripping width on which side 2 or 3 blocks are shifted into the 1/3 running bond




Adapter units

Type	Dimensions of stones mm (in)	Rows x Stones/rows	Dead Weight kg (lbs)	Order-Number
HVZ-VA-SUPERSOFT-20/10-8x6 ①	200 x 100 (7¾ x 4")	8 x 6	20 (45)	41400923
HVZ-VA-SUPERSOFT-24/16-5x5 ①	240 x 160 (9½ x 6¼")	5 x 5	16 (35)	41400924
HVZ-VA-SUPERSOFT-20/10-10x4-90° ①	200 x 100 (7¾ x 4")	10 x 4	30 (65)	41400951
HVZ-VA-SUPERSOFT-20/20-4x6 ①	200 x 200 (7¾ x 7¾")	4 x 6	18 (40)	41401025

Further stone dimensions on request.

① Durable surface protection by galvanizing



Position adapter, folding

- For retrospective attachment of the adapters on HVZ clamps, see HVZ-VA-SUPERSOFT text at the end of the page

Type	Dimensions of stones mm (in)	Rows x Stones/rows	Dead Weight kg (lbs)	Order-Number
HVZ-VA-180°-24/16-5x5 ①	240 x 160 (9½ x 6¼")	5 x 5	13 (30)	41400988

Further stone dimensions on request.

Shifting Adapter HVZ-VA-SUPERSOFT – For easy and gentle shifting of paving stones

Paving stone manufacturers are moving increasingly these days towards „anti-shift pavers“.

The spacers are thus enlarged in order to prevent the pavers from shifting when heavy vehicles drive over them.

This increases the difficulty of shifting the pavers into the running bond during mechanical installation. Simply increasing the displacement force causes spalling in the pavers.

With the new Probst HVZ-VA-SUPERSOFT shifting adapters even „anti-shift pavers“ can be shifted easily and without damage.

- **Operating principle:** The individual rows of pavers are spread apart a few millimetres in a V-shape before they are actually shifted
- The pavers can then be shifted **without damage**; the spacers are undamaged and there is no spalling on the pavers themselves
- The main gripping width subsequently compresses the individual rows again and grips the paving block layer. This takes place in one operation
- The shifting adaptor can be easily retro-fitted onto the C-profiles on the side gripping width of the hydraulic installation claws of the HVZ-ECO, HVZ-GENIUS-II, HVZ-UNI and HVZ-UNI-II (with automatic programming on the VM-401)

Paving with the excavator – with hydraulic add-on clamps



HVZ-GENIUS

Mechanical installation using an excavator with a hydraulic installation clamp has many advantages:

- Reduce downtimes as you can use the excavator more frequently on site
- Simple operation for experienced excavator operators thanks to fully automatic movement sequences. Both grab and laying processes are governed by one control lever
- The excavator can lay blocks efficiently and quickly without moving its position because of its broad reach and swivel movement
- Low acquisition costs
- Even a 2.5t mini excavator can install pavers
- Increased profitability for the excavator
- Areas particularly suitable for excavator slab laying are: footpaths and cycle tracks, parking spaces and agricultural road construction
- High-quality installation thanks to ADV pushing-off device. Comes as standard on the HVZ-GENIUS-II and HVZ-ECO
- Clamp can be adjusted quickly and easily to the dimensions of the units to be installed; no additional tools needed
- Clamp can be applied easily via the pendulum-mounted set-down rollers
- Increased utilisation thanks to the hydraulic continuous 360° rotary motor with free-wheel capability, fitted as standard

Installation clamps for universal use with excavators

Hydraulic Installation Clamp HVZ-GENIUS-II – now with significantly increased shifting force

With only one single hydraulic circuit required and the fully automatic selectable motion sequences the HVZ-GENIUS is a powerful all-rounder without being dependent on electric current.

- An inspection glass provides a better view of the drum control's direction of rotation
- Larger safety handles with a new design
- Easy adjustment adjustment of the main gripping width
- Automatic shifting of rectangular pavers into running bond
- Grab swing brake between hydraulic rotator and excavator suspension

Equipped as standard:

- With ADV pushing-off device as standard
- Complete with continuous hydraulic rotator, hoses and suspension for excavator, and now also includes a bracket for quick-release adapters
- With a tool holder for tubular and Allen keys
- 2 C-Profiles 860 mm (34") long and 10 Positioning Adapters to shift pavers by 100 mm (4")

HVZ-ECO and GENIUS-II

Complete with continuous rotator,
hoses and suspension for
excavators



HVZ-GENIUS-II

Type	Main Gripping Width W mm (in)	For paver thickness* mm (in)	Side Gripping Width L mm (in)	Working Load Limit WLL kg (lbs)	Dead Weight kg (lbs) **	Order-Number
HVZ-● GENIUS-II	580 – 1,470 (22¾ – 57¾")	50 – 160 (2 – 6¼")	960 – 1,400 (37¾ – 56¾")	400 (880)	339 (747)	51400042

* Dependent upon the condition of the spacers and the quality of the stones.

** without hydraulic rotator, C-Profiles and suspension.

Requirements for hydraulic operation:

(Operating hydraulics of the carrier)

HVZ-GENIUS-II

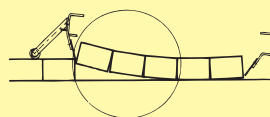
- 2 hydraulic control circuits (1 x for grab, 1 x for hydraulic rotator)
- Volumetric flow (l/min), usable min. 25, optimal 35 – 40, max. 80
- Working pressure (bar), usable min. 180, optimal 200, max. 320
- Backflow pressure: max. 10 bar

Minimum excavator operating weight

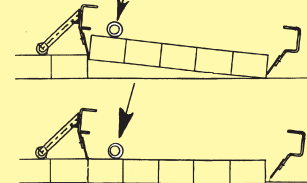
- from approx. 3,5t

(Operating weight may vary depending on excavator type and form. No binding specifications: must be co-ordinated in the individual case)

without ADV



with ADV



The light, universal clamp attachment

Hydraulic Installation Clamp HVZ-ECO – especially suitable for attaching to mini excavators

HVZ-ECO – especially designed for mechanical paver installation with smaller mini excavators.

Multifunctional with high performance and cleverly thought out hydraulic control: only one hydraulic circuits is required to run all motion sequences including the automatic shifting of rectangular pavers into the running bond.

Fitted onto a paving installation machine, the automatic programme sequence allows even inexperienced drivers to achieve good laying performance very quickly. The single-circuit control is started/stopped simply using the intersection control lever or electric joystick on the paving installation machine.

- Equipment for shifting H-stones on request
- Equipped like the HVZ-GENIUS-II as standard (refer to page 13)
- Due to high-tensile material and innovative design the dead weight of the HVZ-ECO clamp is reduced to approx. 227 kg (500 lbs)
- The slim construction offers a good overall view
- Better pick up and installation due to the adjustment possibilities at the attachment

Requirements for hydraulic operation:

(Operating hydraulics of the carrier)


HVZ-ECO

- Volumetric flow (l/min), usable min. 25, optimal 35 – 40, max. 80
- Working pressure (bar), usable min. 180, optimal 200, max. 320
- Backflow pressure: max. 10 bar

Minimum excavator operating weight

- from approx. 2,5 – 2,8t

(Operating weight may vary depending on excavator type and form. No binding specifications: must be co-ordinated in the individual case)



HVZ-ECO

Type	Main Gripping Width W mm (in)	For paver thickness* mm (in)	Side Gripping Width L mm (in)	Working Load Limit WLL kg (lbs)	Dead Weight kg (lbs) **	Order-Number
HVZ-ECO ①	580 – 1,260 (22¾ – 49½")	50 – 160 (2 – 6¼")	960 – 1,440 (37¾ – 57¾")	400 (880)	227 (500)	51400034

* Dependent upon the condition of the spacers and the quality of the stones.

** without hydraulic rotator, C-Profiles and suspension.

Accessories:

Type	Description	Dead Weight kg (lbs)	Order-Number
HVZ-ABA	Support for excavator adapter	5,3 (10)	41401008
HVZ-ECO-PEA	Set of PE supports for height adjustment	0,8 (2)	41401058



Installation clamp in combination with Mini-excavator

Manual paver moving can be this simple

Adjustable Paver Transport Cart VTK-V – moving individual portions from the packaging to the laying site

- The integrated roller simplifies removal from the pallet
- Lightweight and easy handling thanks to low empty weight and large pneumatic tires
- Simply rotating a handle 90 degrees exerts enormous tension on the lowest paver layer; this allows loose pavers with vertical strapping to be safely transported
- Also suitable for tile, kerb stones, sandstone panels, etc.
- Narrow build (1150 mm / 45")
- Integrated overload protection

Type	Gripping Width W mm (in)	Block Height E mm (in)	Gripper Length L mm (in)	Working Load Limit WLL kg (lbs)	Dead Weight kg (lbs)	Order- Number
VTK-V ❶	550 – 1,050 (21¾ – 41¼")	max. 900 (35½")	200 (7¾")	400 (880)	68 (150)	51100015
VTK-V-AR	Access ramp for VTK-V. 700 x 850 x 160 mm (LxWxH)				10 (20)	51100014
VTK-V-SR/N ❶	Supporting wheel for easy handling on even ground. Can be additionally attached at any time				7 (15)	41100041



Transport represents nearly
70% of all paver work!

Compared with conventional transport with handcarts or wheelbarrows, the VTK-V pays for itself after transporting only approx. 900 m² (9688 sq ft) of pavers!

❶ Durable surface protection by galvanizing

Transporting paving

Pallet Cart PW-III – rolls easily thanks to large wheels

- The fork ends are driven into the pallet. The two main wheels are then located on the pallet's left and right sides. (clear distance 1,250 mm/49¼")
The load is raised using a hand pump and hydraulic cylinder
- Easy transport of pallets, e.g. pavers on the construction site
- Easily pushed thanks to large wheels. Puts an end to tugging and pulling conventional pallet carts



PW-III with drawbar

Type	max. Pallet Length mm (in)	Distance between forks	Working Load Limit WLL kg (lbs)	Dead Weight kg (lbs)	Order-Number
PW-III	1,250 (49¼")	adjustable	1,500 (3,300)	195 (430)	51100011

Accessories:

Type	Description	Dead Weight kg (lbs)	Order-Number
Drawbar	Retrofit kit with braking function	7 (15)	42300038

2 Joint Filling and Surface Cleaning



Relaxed guiding instead of strenuous pushing

EASYFILL EF-H Paver Jointing Device – the effort-saving package with drive

Filling material could hardly be put in more quickly, cheaply and easily – whether dry or with the addition of water. With EASYFILL EF-H, you gain time, reduce costs and save working effort, as is typical for Probst, thanks to the forward drive.

- The device does not have to be pushed and need only be guided
- Continuous height adjustment of brushes
- Stiff, resilient brush material to guarantee ideal joint filling
- Approx. 50 mm (2") brush wear area which ensures a long service life and minimum maintenance
- Compact Transport Size. A foldable handle reduces the size to (LxWxH) 800x1,170x635 mm (32 x 46 x 25")
- Fine Dosing of Water with tap integrated in handle



EF-H

With forward drive!

Type	Working width mm (in)	Engine	Dead Weight kg (lbs)	Order- Number
EF-H ^①	1,170 (46")	Honda, GXV 160, 4 KW at 3600U RPM	112 (245)	51700003
Brush for EF-H				41700002



EF-H-GREENLINE

EASYFILL EF-H GREENLINE Paver Jointing Device – Joint filling with electric forward drive

Fast and flexible filling of pavement joints on small and medium sized areas. The joint material can be grouted either dry or with the addition of water. The EF-H-Greenline works emission-free and quietly. The electric drive is a great advantage, especially when working in city centres or underground car parks. The electric drive not only drives the brush discs, but also generates a forward drive! This means that the unit does not have to be pushed with a lot of force, it just needs to be completely relaxed guided!

- Rigid, resistant brushes for optimal joint filling
- Continuous height adjustment of the brushes
- Electric drive – lithium-ion battery
- With one battery charge you can grout an area of approximately 100 m² in 30 to 40 minutes. With three batteries and two chargers, continuous 8-hour operation is possible.
- Powered by rechargeable 82V lithium-ion battery (exchangeable battery concept), additional batteries optionally available

Type	Type of Drive electric / Battery (kW)	Working Voltage (V)	Battery Capacity (Ah)	Working Width mm (in)	Dead Weight kg (lbs)	Order- Number
EF-H- GREENLINE ^①	1.5	82	5	1,170 (46)	112 (245)	51700008
EF-H-GREEN- LINE-110 ^①	1.5	82	5	1,170 (46)	112 (245)	51700009

Accessories:

Type	Description	Order- Number
Battery 82V/5Ah	Battery for EF-H-GREENLINE	24200148
EF-H-LG-220V/82V	Battery charger for EF-H-GREENLINE	24110216
EF-H-LG-110V/82V	Battery charger for EF-H-GREENLINE-110	24110221

Scope of delivery:

EF-H-GREENLINE: EASYFILL Paver Jointing Device, 1 x battery and 1 x charger 220V/82 V.

EF-H-GREENLINE-110: EASYFILL Paver Jointing Device, 1 x battery and 1 x charger 110V/82 V.

^① Durable surface protection by galvanizing

Sweeping Broom EB – ideal for large areas

For efficient sweeping of large areas in the laying of block pavers. This sweeping broom does not brush the sand horizontally into the joints, but also diagonally.

The universal attachment linkage allows attachment to paving installation machines and wheel loaders.

- Surplus of sand can easily be shoved further on
- Modular principle of design for flexible working width 1,200 and 2,400 mm/47¼" and 94½" (or for attachment to wheel-loaders 3,600 mm/141¾")
- Equipped with attachment device for laying machine VM-X/401/301/203/204 as well as for fork-gripping

Type	Specification	Working Width mm (in)	Dead Weight kg (lbs)	Order- Number
EB-120/240 ❶	Sweeping Broom complete incl. linkage	1,200 or 2,400 (47¼" or 94½")	105 (230)	51600021
EB-120 ❶	Sweeping Broom complete incl. linkage	1,200 (47¼")	64 (140)	51600019
Brush for EB				41600002



EB-120



SXR

Surface Saver SXR for Vibration Plates – distribute jointing material in paving joints more efficiently

The integrated honeycomb technology of the surface saver serves as a reservoir for the jointing material. The recesses minimise the slowing down of the vibration plate due to accumulated sand piles. Damage to paving stones with a textured surface, clay stones, natural stones and pavement slabs is also significantly reduced when using the surface saver. The result is an area-wide distribution of the joint material and an intact substrate.

- Suitable for almost all vibrating plates
- Honeycomb polyurethane mat 760 x 560 x 10 mm / 30 x 22 x ¼" (L x W x H)
- Also suitable for reversible vibrating plates (forward as well as reverse)
- Optional extra: second clamping strip to be able to attach the protective mat to the front and rear of the vibrator if required

Type	Description	Dimensions L x W x H mm (in)	Dead Weight kg (lbs)	Order- Number
SXR	Surface surfer for vibration plates incl. fixing material	760 x 560 x 10 (30 x 22 x ¼)	6,82 (15)	41350014

Scope of delivery:

Set consisting of plastic mat, clamping strip, screws and drill bit.

❶ Durable surface protection by galvanizing

Paver cleaning – high-pressure cleaning

EASYCLEAN EC-60 Paver Cleaning Device – a clean solution

Achieving a super-strong cleaning result with no electricity but with high pressure and massive area performance!

The sophisticated high-pressure system has a functional splash guard, which keeps the water under the hood. There is therefore no longer any need for protective clothing for the operator or for costly cleaning of neighbouring walls, windows and similar. It can even be used in pedestrian areas during business hours!

- Including Water Hose Adapter WSA-Gardena
- Handle with integrated stop cock for water supply cut-off
- Independent of mains power, the powerful high-pressure pump (max. 150 bar operating pressure) is driven by a powerful 4 KW (5.5 hp) Honda petrol engine; water supply (bayonet fitting, minimum water pressure = 0,3 bar, minimum volume flow, 20 l/min).

Optional extra:

Spray Lance SL-8

- Complete spray lance, nozzles adjusted to the high pressure pump, lance head with integrated switch for high/low pressure, including high pressure hose with 8 m (315") length

Chemical Kit CK

- Our high pressure pump is equipped with a metering unit for chemical additives. The CK enables the intake and the dosage of such additives from containers

Dirt Drill DF

- Spray lance head with integrated dirt drill for erasing heavy dirt. Can be fixed within seconds to the SL-8

Type	Working Width mm (in)	Engine	Dead Weight kg (lbs)	Order- Number
EC-60	600 (23½")	Honda, GX 160 T 4 KW	53 (115)	51700004
Spray Lance SL-8 and Chemical Kit CK				26110032
Dirt Drill DF				26110026
Sand Blasting Kit SSK (0,1 – 0,5 mm grain quartz sand)				26110033



EC-60



SL-8



CK



DF



SSK

Sand Blasting Kit SSK

- For erasing persistent dirt up to derusting and similar applications. This kit allows intake and dosage of sand for blasting.



3 Screeding



The complete system for bedding creation



PP with driver's protective roof

POWERPLAN PP Screeding Machine – Material distribution and perfect screeding all in one go

Whether sub-base, base or gravel (up to grain size 0/63), split, whether sand or even bedding material, the POWERPLAN PP from Probst takes on **installation of the relevant material in one go** (up to installation height 20 cm/7¾") – at absolutely accurate height. Depending on height profile and kind of control system used, it is possible to screed per day between 2.500 sqm (27,000 sqft) using sonic control or up to 10.000 sqm (107,500 sqft) using laser control feature

- 4-cylinder diesel motor, 18.5 kW / 25.2 hp. Complies with EU emission regulations level V and TIER IV final (USA); no restriction in environmental zones, as engine power < 19 kW
- Fast loading by machine (Volume approx. 2.5 m³) from the front or side of the hopper with a maximum 2500 mm (98") bucket
- Front of hopper hydraulically operated
- Adjustable hopper sides
- Separately controlled left and right hopper exit flap
- Screeding profile working width adjustable between 2,050 mm (81") and 2,550 mm (100")
- Smoothing boards extensions width between 2,750 (108") – 3,450 mm (135")
- Precision, smooth adjustable holder for the sensors which are infinitely variable according to the working width between 2,100 mm (83") and 6,500 mm (256")
- Height control option via:
 - a. ultrasound sensor
 - b. laser sensors
 - c. inclination sensor
- Weather protection roof (optional)
- 4 LED work lights and fuel gauge as standard

Type	Description	Dead Weight kg (lbs)	Payload kg (lbs)	Power (kW)	Order- Number
PP	Screeding Machine	2,526 (5,600)	3,500 (7,700)	18.5	51300011
Principally required for operation of the POWERPLAN PP:					
S/US-PP	Levelling Kit: 2 x regulator, 2 x ultrasonic sensor, cable set, incl. tilt sensor, case				41300259

Optional extra equipment:

Laser Set LXS, Telescopic Leveling Post TL-LXS and Tripod for Laser transmitter ST-LXS, Slope Sensor, Foldable and detachable sun/rain roof, Reversing Alarm, Flashing Beacon and Diesel particulate filter.



Use in sports ground construction

Principal advantages:

- Maximum accuracy
- Saving on the expensive material for top bedding through precise sub-base installation
- High area coverage



LK-2200 with Hydraulic folding shovel LK-KS

LEVELKING LK Screeding Attachment – Fully automated and accurate creation of sub-base and top bedding

As against conventional screeding blades the LEVELKING work with **integrated smoothening board**.

With this function it is possible to screed **not only the subbase, rather the top bedding** for paver laying. The LEVELKING screed fully automatic controlled, accurate, fast and efficient – with no multiple transits. This makes the LEVELKING LK an efficient and affordable alternative.

The LEVELKING is attachable to wheel loaders, skid-steer- and telescopic loaders. The special advantage is the already integrated „floating position“. There is no need for this function for the carrier machine.

Applications: construction for streets, alleys and paver laying. Screeding of hall floors, sports- and industrial areas.

- Hydraulic adjustment of the side wings via joystick
- High precision control of all functions by proportional valves

Type	Description	Working Width mm (in)	Dead Weight kg (lbs)	Order- Number
LK-2200	Basic version with machine Control and control box inc. all cables, 2 hydraulic hoses.	2,200 (86½")	960 (1,980)	51300013
LK-LE	Laser receiver for LK-2200			41300247
LK-NS	3-axis slope sensor for LK-2200			41300256
LK-MUS-1300	1 Tri-Sonic Sensor incl. bracket, hence automatic Side-Shift-Function of the side wings. Please note: only one (1) Tri-Sonic Sensor can be used with the LEVELKING LK!		2.5 (6)	41300121
LK-KS	Hydraulic folding shovel for LK-2200		50 (110)	41300188
LK-SH2	1 standard ultrasonic sensor w/o side-shift function, incl. holder			41300162
LK-S	Sensor system for automatic centre position of the screed			41300250

- The shovel form can also be used to carry the material forward.
Special advantage: no additional loader needed!
- The attachment is equipped with a universal flange plate for the connection. It fits to all common carriage plate sizes and profiles

Optional extra equipment:

Laser Set LXS, Telescopic Leveling Post TL-LXS and Tripod for Laser transmitter ST-LXS.

Optional version:

- **Tri-Sonic Sensor LK-MUS-1300:**
This sensor can be attached to the left or right side. The sensor fully-automatically controls the height as well as the relevant hydraulically pivoting side

wings. Thus keeping the ultrasonic sensor in proper reference position (string or edge) and consequently compensates driving inaccuracies

- **Hydraulic folding shovel LK-KS**
with holding capacity of approx. 0.6 to 0.7 m³ for even better material take-up and material distribution



- **Standard ultrasonic sensor LK-SH2:**
in combination with the Tri-Sonic-Sensor left and right side heights can be controlled



TAK-750

Telescopic Screeding Bucket TAK – Especially for mechanical use

The system consists of two side roller units which are adjustable in height attached to aluminium profile components. Thanks to the robust and extremely rigid design the **aluminium profile is telescopic** with an easily adjusted working width between 1,200 – 7,500 mm (47¼" – 295¼").

Several options are available for special applications and profiles. This means that very large areas can be set out and screeded very easily with just one pull of the machine.

- Chain for pulling with loader included

Type	Description	Dead Weight kg (lbs)	Order- Number
TAK-750	Recommended professional model, consisting of: 1 each Aluprofile 1,100, 1,700, 2,700, 3,000 mm long, with integrated jam system. 1 set = 2 units height adjustable roller units with wipers, with handling system for operating with loader 1 pair = 2 units pulling chains, incl. hooks each working width between 1,200 mm and 7,500 mm can be achieved.	285 (630)	51000013
TAK-350	Basic model, as described above, only with 2 Alu-Segments each 1,700 mm long, achieving each working width between 1,750 mm and 3,500 mm	200 (440)	51000018
TAK-DP	Adjustable adapter to screed any roof or pan profile (+/- 3 %), Length: 1,500 mm	22 (50)	41000042

Optional extra equipment

TAK-DP: adjustable adapter for the creation of roof and pan profiles ($\pm 3\%$), with adjustment indicator



TAK-DP

The universal all rounder for large and small construction sites

3

Screeding



TAS-UNI-450

Telescope Screeding System TAS-UNI – Picks up huge amounts of material for distribution

With a working width from 750 to 6,000 mm (29½ to 236¼"), the TAS-UNI telescopic screeding system is ideally suited to large and small construction sites. For hand operation the TAS can be easily pulled by means of standard shovels while standing in comfortable upright position. For machine work the chains are included as standard.

Thanks to the clever design of high quality aluminium profiles with protruding cutting grooves it keeps enough pressure to the ground regar less if pulled by man or machine.

Hence screeding can be done quickly and cleanly in just one operation.

The practical technical details like telescopic aluminium profiles and height adjustable side roller units are handy and convincing.

Type	Description	Working Width mm (in)	Dead Weight kg (lbs)	Order-Number
TAS-UNI-450	Recommended basic configuration: 1 Aluminium-Profile each of 750, 1,000, 1,750, 2,000 mm long (30", 40", 69", 80") with integrated clamping adjustment 1 set = 2 side positioned, height-adjustable roller units with metal steps and sheet-metal wipers with integrated fastener for the required segments with hook-in-system for shovel 2 pulling chains, incl. hooks	750 – 4,500 (29½" – 177¼")	85 (185)	51000100
TAS-UNI-600	Standard configuration as above, plus 1 Alu-Profile 3,000 mm long	750 – 6,000 (29½" – 236¼")	110 (245)	51000101
TAS-UNI-DP	1 adjustable adapter for roof and pan profiles (+/- 4 %) 2,100 mm long (7 feet)		25 (55)	41000173

- The profile height of 280 mm (11") allows to take off and distribute enormous quantities of material
- Working widths from 750 mm to 6,000 mm (29½ to 236¼") depending on the design can be telescopically adjusted infinitely variably with clip adjusters – no raster widths!
- Height adjustment via hand crank and roller unit (0 to 250 mm / 0 - 10") with scale
- Spring loaded sliding metal sheet on the sides
- Side cleaners for profiles/kerbs

Optional extra equipment

TAS-UNI-DP: adjustable adapter for the creation of roof and pan profiles (± 4 %), with adjustment indicator



TAS-UNI-DP

Hand screeding systems for 1-man and 2-man operation



EP-UNI-Set-230/300

EASYPLAN EP-UNI Handscreeding System – The complete system for the broadest range of working widths

The EP-UNI is an optimal hand-tool for an economical performance of smaller and medium-sized sites.

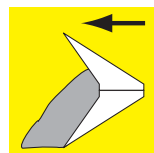
Screeding without force **just by using your body weight.**

- Variable screeding length minimized dead weight, enormously rigid aluminium profile which produces the necessary pressure to the ground
EP-UNI-Set 90/230 telescopic adjustable from 900 to 2,300 mm (35½" – 90½")
EP-UNI-Set 230/300 telescopic adjustable from 2,300 to 3,000 mm (90½" – 118").
- The patented design of the handles gives an optimized ergonomically working position

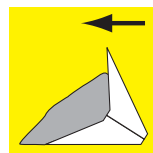
Type	Description	Working Width mm (in)	Dead Weight kg (lbs)	Order- Number
EP-UNI-Set-90/230	Consisting of: 1 Alu-Profile each 900 mm and 1,600 mm 1 handle 2 telescopic units each 350 mm	900 bis 2,300 (35½" – 90½")	16 (35)	51000040
EP-UNI-Set-230/300	Consisting of: 1 Alu-Profile 2,300 mm 1 three-dimensional handle 2 telescopic units each 350 mm	2,300 bis 3,000 (90½" – 118")	15 (35)	51000041
EP-UNI-RS [●]	Set of Roller Units for EP-UNI (can be added later)		4,8 (10)	41000165

- Foldable, compact transportation measurements
- Efficient screeding of areas with different inclinations by using standard screed rails

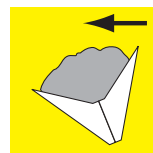
Optional extra equipment:
Set of Roller Units for EP-UNI, height adjustable to adjust the screeding height from kerb stones or paving blocks



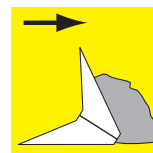
Precise screeding



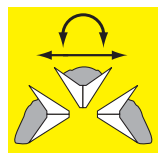
Material distribution



Material transport



Pushing material



Pull in both directions

● Durable surface protection by galvanizing



TP-150/260 with HG-ERGO-DUO

TELEPLAN TP Handscreeding System – For small and medium- sized bedding areas

The new TELEPLAN TP aluminium profile is sickle shaped. As a result the profile cuts itself into the bedding material and does not move upwards. **No need for executing any force to push it down when pulling.**

- Height adjustable arm and holder for handle on the left and right side as standard
- Integrated level indicator
- Telescopic profiles width adjustment depending on version:
600/1,000 mm (24½"/39¼");
1,000/1,650 mm (39¼"/65");
1,500/2,600 mm (59"/102¼");
2,000/3,500 mm (78¾"/137¾")

Type	Number of	Working Width mm (in)	Dead Weight kg (lbs)	Order-Number
TP-60/100**	1 piece	600 – 1,000 (23½" – 39¼")	3.7 (8)	51010006
TP-100/165**	1 piece	1,000 – 1,650 (39¼" – 65")	4.6 (10)	51010001
TP-150/260**	1 piece	1,500 – 2,600 (59" – 102¼")	6.0 (13)	51010002
TP-200/350**	1 piece	2,000 – 3,500 (78¾" – 137¾")	7.3 (16)	51010003
HG-ERGO-SOLO ❶	1 piece		2.6 (6)	41010074
HG-ERGO-DUO ❶	1 pair		4.3 (9)	41010072
TP/FP-RS ❶	1 pair		1.2 (2.6)	41010080

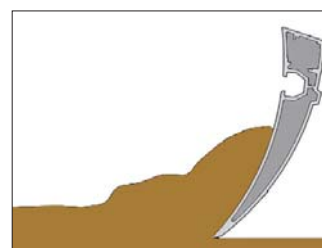
Handle HG-ERGO-SOLO:

Handle further developed according to ergonomic aspects. 1 piece incl. handle holder, enables fatigue-free working in a standing body position.

Handles HG-ERGO-DUO:

Handles further developed according to ergonomic aspects.

Set consisting of 2 pieces, allow fatigue-free working in standing body position, can be attached to the side parts at any time via a plug-in fastener.



Sickle-shaped profile cuts the material accurately and prevents the TELEPLAN from running upwards.



TP/FP-RS

NEW

TP/FP-RS: Set of Roller Units for TELEPLAN/FIXPLAN (can be added later)

❶ Durable surface protection by galvanizing. ** Side parts ST-TP already included.

The new hand screeding system for 1-man and 2-man operation

NEW

FIXPLAN FP-250 with HG-ERGO-SOLO

FIXPLAN FP Handscreeding Sytem – for small and medium sized areas

The FIXPLAN FP aluminium profile is sickle shaped. As a result the profile cuts itself into the bedding material and does not move upwards! **No need for executing any force to push it down when pulling.**

- 4 screeding widths available
- Adjustable height adjustment
0 – 127 mm (0 – 5")
- Intergrated fitting for optionally available handles HG-ERGO-DUO included in the side parts
- With the optionally available handle HG-ERGO-SOLO, the FIXPLAN FP can also be used by just one person

Type	Number of	Working Width mm (in)	Dead Weight kg (lbs)	Order-Number
FP-70 **	1 piece	700 (27½")	2.5 (6)	51010015
FP-150 **	1 piece	1,500 (59)	3.6 (8)	51010016
FP-200 **	1 piece	2,000 (78¾")	4.3 (9)	51010017
FP-250 **	1 piece	2,500 (98½")	4.95 (10)	51010018
HG-ERGO-SOLO ❶	1 piece		2.6 (6)	41010074
HG-ERGO-DUO ❶	1 pair		4.3 (9)	41010072
TP/FP-RS ❶	1 pair		1.2 (2.6)	41010080

Optional extra equipment:

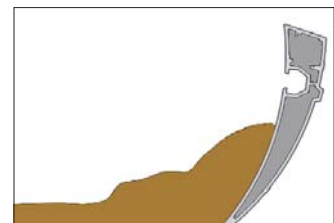
Handle HG-ERGO-SOLO:

Handle further developed according to ergonomic aspects. 1 piece incl. handle holder, enables fatigue-free working in a standing body position.

Handles HG-ERGO-DUO:

Handles further developed according to ergonomic aspects.

Set consisting of 2 pieces, allow fatigue-free working in standing body position, can be attached to the side parts at any time via a plug-in fastener.



Sickle-shaped profile cuts the material accurately and prevents the FIXPLAN from running upwards.



TP/FP-RS

NEW

TP/FP-RS: Set of Roller Units for TELEPLAN/FIXPLAN (can be added later)

❶ Durable surface protection by galvanizing. ** Side parts already included.

The universal screeding system for landscape contractors and gardener



LF-125/215



Wheel height adjustment

LEVELFIX LF Manual Screeding System – move a large amount of material easily in a short time

The LF system is an efficient tool for landscape contractors who are looking for a tool for spreading and also screeding bedding material for paved areas quickly, flexibly and precisely, while maintaining ergonomically sound posture.

Suitable for gardener for preparation of planting beds, lawn areas and similar.

Also suitable for levelling wood chip or gravel paths.

Level surfaces can be created in a very short space of time and the process, which uses plastic wheels with flat rubber tread, leaves hardly any traces in the surface.

- Comes in 3 different infinitely adjustable working widths:
 - 750 to 1,250 mm (LEVELFIX LF-75/125)
 - 1,250 to 2,150 mm (LEVELFIX LF-125/215)
 - 1,700 to 3,100 mm (LEVELFIX LF-170/310)
- A large amount of material can be moved in a very short time (pre-distribution), and then screeded precisely (finish)
- On both sides infinitely height adjustable wheels, with height indicator for adjusting the surface level to the kerb for instance. Adjustment range -40 / +170 mm

Type	Description	Working Width mm (in)	Dead Weight kg (lbs)	Order-Number
LF-75/125 ❶	Consisting of: 1 pair of stainless steel scraper sheets, 1 x central rolling unit, 1 x handle with holder, 2 x height-adjustable external roller sets	750 – 1,250 (29½ – 49¼")	22 (50)	51000084
LF-125/215 ❶	As LF-75/125, but 2 x roller units	1,250 – 2,150 (49¼ – 84¾")	32 (70)	51000085
LF-170/310 ❶	As LF-75/125, but 2 x roller units	1,700 – 3,100 (67 – 122")	42 (95)	51000086
LF-HG ❶	Complete handle. incl. bracket for LF-170/310		3 (7)	41000317
LF-R ❶	Roller support for LF. Adjustment range levelling height +60 mm to +270 mm. (can be added later)		0.7 (1.5)	41000367

- Infinitely adjustable roof profile integrated as standard: LF-75/125: 7%, LF-125/215: 4%, LF-170/310: 2.5 %
- Scraper sheets made from non-rusting stainless steel



LF-75/125

- Cutter with sharp edge on the lower scraper edges allows materials to be excoriated even where there is compacted sand
- Handle adjustable for optimum ergonomics

- Spirit level bubble fitted on the top right edge of the scraper shee
- Universal tool holder and sweeping broom (recommended primarily for LF-75/125) available as an option
- Second handle for wide working width for 2 people operation for LF-170/310 available as an option



Picture with additional LF-HG

❶ Durable surface protection by galvanizing

Screeding at the exact level – with the practical aids from Probst

AZL screeding rails from Probst – robust, practical, well thought out

Hollow profiles for accurate guidance of screeding systems.
Set at the desired level, they allow easy and clean screeding.
Fitted with undetachable plug system.

Screeding Rail Kit AZL-EP for Handscreeding System EASYPLAN EP-UNI

- Galvanised steel tubes for hand screeding system
- Patented and practical: tapered connectors, no twisting and misalignment



Type	Number of Parts	Total Length m (feet)	Dead Weight kg (lbs)	Order-Number
AZL-EP-Set ①	2 x 1.5 m, 4 x 2.5 m, 4 x 3 m	25 (82)	40 (90)	51000057
AZL-Set-20	6 x 3 m, 2 x 1 m	20 (65½)	40 (90)	51000039
AZL-Set-24	6 x 3 m, 2 x 2 m, 2 x 1 m	24 (78¼)	48 (105)	51000014
AZL-Set-60	12 x 4 m, 4 x 2 m, 4 x 1 m	60 (196¾)	120 (265)	51000015



AZL with integrated connectors

Screeding Rails AZL for Screeding Systems TAK and TAS-UNI

- Aluminium special profile, offers high strength, corrosion resistance and low deadweight
- Patented and practical: tapered connectors, no twisting and misalignment

MINIPLAN MP Sliding Finisher – Small, handy and very effective

Small and handy, however a smart complement even for bigger job sites. With the MINIPLAN MP-70 one can e.g. distribute material, screed, minor adjustments and lots more.

- Ideal for: small reworking and subsequent connections to the bedding as well as work around drains
- MP-70: Aluminium hollow profile, very lightweight
- Robust, lightweight hardwood handle (MP-70)
- Sturdy holder for handle fixed to the profile
- MP-30: with lightweight, short aluminium handle

Optional extra equipment:

Height Adjustment HV-MP can also be fitted subsequently to an existing MP-70.

Simple attachment to the aluminium profile either right- or left-hand.



Type	Working Width mm (in)	Adjustable height stop mm (in)	Dead Weight kg (lbs)	Order-Number
MP-30	300 (11¾")	without height adjustment	0.8 (2)	51010012
MP-70	700 (27½")	without height adjustment	1.7 (4)	51010004
HV-MP ①		45 – 170 (1¾ – 6¾")	0.36 (1)	41010039

① Durable surface protection by galvanizing

LEVELHANDY LH

Simple screeding tool to achieve a clean connection to already laid pavers or kerbs.

- Simply place the LH on the existing screeded level
- Set the height adjustable support via tightening a wing nut to the right height towards the kerb or existing pavement
- The screeded area now can be adjusted easily and precisely using this practical tool.



Type	Working Width mm (in)	Adjustable height stop mm (in)	Dead Weight kg (lbs)	Order-Number
LH	300 (11¾")	0 – 250 (0 – 9¾")	1.8 (4)	51000088

4

Professional Tools



Saving time and energy: lay, align and repair interlocking blocks simply & easily

Paving Block Extractor SZ – the only one with locking mechanism

Indispensable for anyone who lays pavers or is responsible for their maintenance.

- No need to constantly squeeze lever handles when pulling the block
- With sharp, profiled and hardened spring steel blades
- Can be employed for all paver shapes and sizes
- Also suitable for paving slabs that are already sanded in

Type	Gripping Range W mm (in)	Dead Weight kg (lbs)	Order- Number
SZ ❶	90 – 330 (3½ – 13")	4 (9)	51800030
Spare blade for SZ/SAH short (55 mm) per piece, loose			41800001
Spare blade for SZ/SAH short (55 mm) 2 pieces in blister pack			41800242
Spare blade for SZ/SAH long (65 mm) per piece, loose			41800003
Spare blade for SZ/SAH long (65 mm) 2 pieces in blister pack			41800243



SZ

Paver Lifter SAH – the paver extractor's "faster" brother

With a relaxed posture, lift out individual slabs in uncompacted paving easily, with no back strain and extremely quickly.

Range of applications: inserting marker blocks and removing damaged blocks.

Type	Gripping Range W mm (in)	Dead Weight kg (lbs)	Order- Number
SAH ❶	90 – 400 (3½ – 15¾")	4.9 (10)	51800050



SAH

Slab Extractor PZ

- Same design as the paver extractor, but with a larger handle area

Type	Gripping Range W mm (in)	Dead Weight kg (lbs)	Order- Number
PZ ❶	200 – 610 (7¾ – 24")	6 (15)	53200006



PZ

❶ Durable surface protection by galvanizing

Block Extractor Hammer SZH – blocks can be removed amazingly easily with no damage whatsoever to the neighbouring blocks!

Particularly with very high-quality paving blocks and slabs, it can happen after vibration that individual blocks with minor damage have to be replaced.

If conventional block extractors are used, with blades that grip into the joint, damage to the neighbouring blocks can occur.

- **A.** The defective block is drilled centrally with the battery-powered hammer drill. The concrete screw is screwed in with the battery screwdriver until the head still protrudes by approx. 10 – 15 mm ($\frac{1}{4}$ – $\frac{1}{2}$ ")
- **B.** The SZH grips under the screw head
- **C.** The impact weight is pulled upwards with two hands (see arrow in diagram). After a few strokes, the defective block can be removed
- Includes 5 concrete screws with hexagonal head and compressed washer, 6 x 80/SW 13



SZH

Type	Dead Weight kg (lbs)	Order-Number
SZH ^①	8 (20)	51800094
Set of concrete screws, 6 x 80/SW 13 (100 pieces)		41800239



① Durable surface protection by galvanizing

Aligning paving stones

Alignment Bar RE – the paver slider

The contractor demands precise joints. This is why they must be aligned prior to compacting.

The RE allows work to be performed noticeably more quickly than with conventional screwdrivers, spades, trowels, etc.

- Replaceable, hardened spring steel blade
- Foot bar and hammer surface for driving into the joint
- Offset handles for improved tool guidance

Type		Dead Weight kg (lbs)	Order-Number
RE ❶		2.7 (6)	51800011
Spare blade for RE/MRE	per piece, loose	0.14 (0.3)	41800002
Spare blade for RE/MRE	1 piece in blister pack	0.16 (0.3)	41800241



RE



MRE

Multiple Alignment Bar MRE: For faster work on larger surfaces

The "turbo accelerator" for alignment work:

- Instead of merely shifting a single row of pavers, this tool allows 4 to 5 rows to be shifted simultaneously
- With four, interchangeable, rugged, sharp-edged splayed blades made of hardened spring steel
- The remaining equipment is the same as for the RE

Type	approx. Working Width mm (in)	Dead Weight kg (lbs)	Order-Number
MRE ❶	650 (25½")	6 (15)	51800045

Rubber Hammer GH-ERGO – now with extra long handle for ergonomic working

Equipped with two different rubber elements.

One side is equipped with a rectangular, slightly bevelled profile. This way the rubber profile hits the stone flat. On the second side, the profile is tapered, this enables an accurate strike, e.g. into the grooves of H-stones.

- Special butyl rubber elements protect the wrists, greater damping when hitting
- With plastic protective disc for gentle face-side tapping

Type	Length of handle mm (in)	Dead Weight kg (lbs)	Order-Number
GH-ERGO	1,000 (39¼")	2.9 (6)	51800013
GH-ERGO-K	400 (15¾")	2.5 (6)	51800014
Rubber Cover for GH-ERGO (2 x bevelled), per piece			36330327
Rubber Cover for GH-ERGO (1 x bevelled), per piece			36330328
Plastic disk Protective disk for stone (for GH-ERGO)			33250280



GH-ERGO

The indispensable tools on the construction site

Soft-face mallet SXH-1,8

Universally suitable for a wide range of applications in landscaping and trade.

- Two-part housing made of cast steel
- High-quality, ergonomically shaped wooden handle
- Replaceable, low-wear impact inserts: 1 x black medium hard rubber and 1 x red hard plastic head



SXH-1,8

Type	Diameter outside mm (in)	Length of Handle mm (in)	Dead Weight kg (lbs)	Order-Number
SXH-1,8	60 (2 1/4")	330 (13)	1.8 (4)	51800130
Replacement head black	60 (2 1/4")		0.2 (0.4)	41800266
Replacement head red	60 (2 1/4")		0.22 (0.5)	41800267

Type	Diameter outside mm (in)	Length of Handle mm (in)	Dead Weight kg (lbs)	Order-Number
SXH-3,2	80 (3 1/4")	493 (19 1/2")	3.2 (7)	51800131
Replacement head black	80 (3 1/4")		0.42 (1)	41800271
Replacement head white	80 (3 1/4")		0.40 (1)	41800269

Soft-face mallet SXH-3,6

- Two-part housing made of cast steel
- High-quality, ergonomically shaped wooden handle
- Replaceable, low-wear impact inserts: 1 x black medium hard rubber and 1 x white very hard nylon head
- With extra long handle



SXH-2,3

Type	Diameter outside mm (in)	Length of Handle mm (in)	Dead Weight kg (lbs)	Order-Number
SXH-1,3	60 (2 1/4")	305 (12)	1.75 (4)	51800127
SXH-2,3	70 (2 3/4")	305 (12)	2.3 (5)	51800128

Bush Hammer STH-0,9

For surface treatment of stone surfaces.

- Gives the stone a worked appearance
- Creates a „split face“ after saw cutting
- Use on retaining wall block or pavers
- Hardened steel head



Soft-face mallet SXH-3,2

- Two-part housing made of cast steel
- High-quality, ergonomically shaped wooden handle
- Replaceable, low-wear impact inserts: 1 x black medium hard rubber and 1 x white very hard nylon head



SXH-3,6

Type	Diameter outside mm (in)	Length of Handle mm (in)	Dead Weight kg (lbs)	Order-Number
SXH-3,6	80 (3 1/4")	797 (31 1/2")	3.6 (8)	51800145
Replacement head black	80 (3 1/4")		0.42 (1)	41800271
Replacement head white	80 (3 1/4")		0.40 (1)	41800269

Deadblow SXH-1,3 / SXH-2,3

- Welded steel construction
- High-quality, ergonomically shaped wooden handle
- Low-wear impact inserts: 2 x white very hard nylon heads



STH-0,9

Type	Length of Handle mm (in)	Dead Weight kg (lbs)	Order-Number
STH-0,9	330 (13")	1.2 (3)	51800129

Small aids

4

Professional Tools

FLEXMARKER-KIT FMK

Complete system for planning, designing and labelling a free choice of curve shapes and heights.

Creating dynamically shaped paths without visual interruptions.

- **Work mode 1:** For paths and bed edges, the so-called one-liner, are laid in dry concrete. For that purpose the FLEXMARKER-KIT FMK can be fixed at the pins with the binders. It doesn't only show the curve, it also shows the vertical profile.
- **Work mode 2:** The connectable fiberglass rods (smallest bending radius 15 cm) can be securely fixed on the existing pavement with the fixing claws. The curve can be marked by spray paint or chalk (e.g. PAVERMARKER PM of Probst). Weighted by paving stones, the claws are immovably fixed.

Type	Specifications	Dead Weight kg (lbs)	Order-Number
FMK	Consists of: 10 fiberglass rods, 5 fixing claws and 10 binders. In stable pipe sleeve packaging.	3.1 (7)	51800074



Plump Line Fixture RSH

- For precise guidance of the plumb line in vertical and horizontal direction in combination with a pin extractor
- Enormous time-savings for preparation of straight lines and right angles
- Easy readjustment
- Suitable for pins w/diameter of 5 – 20 mm ($\frac{1}{4}$ – $\frac{3}{4}$ ")

Type	Specification	Dead Weight kg (lbs)	Order-Number
RSH ①	Set consisting of: 1 clamping joint, 2 wing nuts and 1 cross rod with a length of 500 mm	0.8 (2.0)	51800081

① Durable surface protection by galvanizing

NEW

Pin Extractor ENZ-PROTECT – Safety first

Simple but very efficient tool to pull out string line pins with electric shock protection cap used on construction sites.

- When lifted up, the V shaped clamping system locks to the pin. Now pulling and turning movements to loosen the pin can be exerted without any real physical effort
- Hardened gear segment
- Lateral insertion of the ENZ-PROTECT on ground nails with plastic protective cap
- Plastic handle reduces risk of electric shock in case of accidental damage to underground cables



ENZ-PROTECT

Type	Suitable for Diameters mm (in)	Dead Weight kg (lbs)	Order- Number
ENZ-PROTECT ❶*	10 – 35 (½ – 1 ½")	1.1 (2.2)	51800162

* Available from 2nd quarter 2022



ENZ

Pin Extractor ENZ

- When lifting, the ENZ's hardened teeth mesh, so that the pin is simultaneously twisted and extracted
- Simple but highly efficient tool extracts any pin without bending it

Type	Suitable for Diameters mm (in)	Dead Weight kg (lbs)	Order- Number
ENZ ❶	10 – 30 (½ – 1 ¼")	0.64 (1)	51800038

❶ Durable surface protection by galvanizing

Measuring and monitoring are essential – Probst marking tools

Measuring and Marking Tool MAL – so it fits right, the first time

An essential tool for precise measurement and marking of paving stones and panels, along lengths and around angles.

Type	Dead Weight kg (lbs)	Order-Number
MAL	0.58 (1)	51800026



MAL



PM

PAVERMARKER PM

The smart marker for horticulture and landscaping.

- Marks nearly all concrete products with a constant line thickness, perfect for pavers
- Suitable for dry and wet surfaces
- Unbreakable – embedded with glass fibres
- Wear-resistant, one PM marks thousands of paving stones

Type	Dimensions mm (in)	Packaging unit	Order-Number
PM	120 x 30 x 2 (4 3/4" x 1 1/4" x 1/4")	Pieces 5	51800069

QUICKDRAW QD – transfer contours and spacing to the paver surface

- The perfect base for exact cuts of marked pavers
- Particularly effective for "soldier course" laying with right-angle pavers along borders

Type	Specification	Dead Weight kg (lbs)	Order-Number
QD	incl. wax crayon and felt crayon	2 (4)	51800034



QD



SA

STRING ALONG SA

The brilliantly simple and flexible line holder for all setup work performed with a plumb line.

- Gripping teeth hold the string line safely under tension at any time
- The line can also be removed again at any time without losing the height setting as a result.

Type		Packaging unit/bag	Order-Number
SA	suitable for pin diameters max. 25 mm	Pieces 6	51800062

Crooked joints and angles are now things of the past

STRINGTIGHT SB – The simple stringing aid

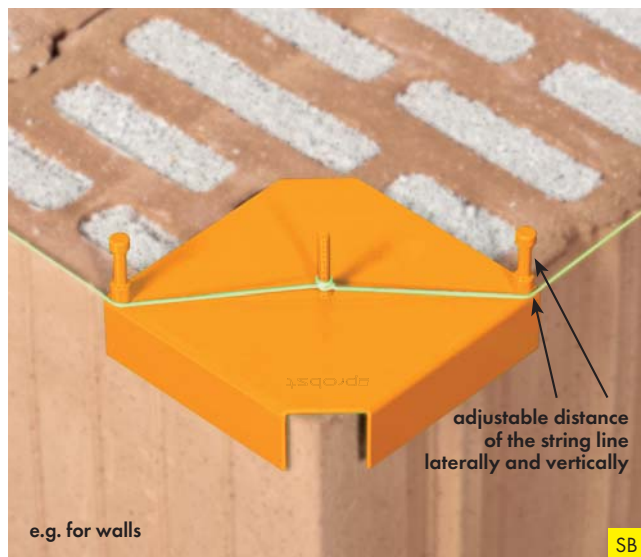
Straight and square edges are required when installing paving stones, kerbs, slabs and bricks.

Conventional plumb lines often catch against the stone thus not giving an accurate straight line reading.

The STRINGTIGHT SB provides a clearance of approx. 4 – 5 mm (between stone and string line – giving great results every time

- The practical tool for paver laying and masonry work
- Made of steel, powder coated
- Adjustable distance of the string line laterally and vertically
- With string line take-up and functional slot to place a level on

Type	Specifications	Dimensions mm (in)	Order-Number
SB	The kit contains 2 metal brackets, 1 roll of Nylon line: thickness 1,4 mm with a length of 100 m	120 x 120 (4 ¾ x 4 ¾")	51800071



Aluminium Angle AW

Pavers are to be laid and aligned at right angles to the borders.

- AW-200: Adjustable angles 45°, 60° and 90°
- AW-60 / AW-120: Operating angles 45° and 90°
- Can be folded into a compact unit

Type	Side Length mm (in)	Dead Weight kg (lbs)	Order-Number
AW-200	2,000 x 2,000 (78¾" x 78¾")	6 (15)	51800018
AW-120	1,200 x 1,200 (47¼" x 47¼")	1.7 (4)	51800085
AW-60	600 x 600 (23½" x 23½")	0.72 (2)	51800052



Everything in hand – with the hand installation tools from Probst

Professional-Slab Handle PPH

For efficient, seamless laying of concrete and natural stone panels.

- Large adjustment range, with interchangeable clamping jaws
- Very stable professional design
- PPH-S-10/62 comes as a set with a basic unit and 3 sets of grippers

Type	Gripping Range W mm (in)	Working Load Limit WLL kg (lbs)	Dead Weight kg (lbs)	Order- Number
PPH-10/37 ❶ ❷	100 – 370 (4 – 14½)	60 (130)	1.54 (3)	53200053
PPH-22/50 ❸ ❹	220 – 505 (8¾ – 20)	60 (130)	1.6 (4)	53200052
PPH-33/62 ❶ ❹	330 – 620 (13 – 24½)	60 (130)	1.6 (4)	53200054
PPH-S-10/62 ❶	100 – 620 (4 – 24½)	60 (130)	3 (7)	53200055



PPH



PPH-AA



PPH-2-HG

Support adapter PPH-AA

Support adapter for retrofit at any time PPH-AA allows for quick and more accurate fit in. (1 unit required per PPH)

2-man carrying handle PPH-2-HG

Suitable for all PPH models. With one wing nut, the handle can be turned through 90° as required.

Type	Dead Weight kg (lbs)	Order- Number
PPH-AA ❶	0.15 (0.3)	43200079
PPH-2-HG ❶	2.42 (5)	43200085

PPH-ERGO-HG – the handle makes the difference!

- When the long PPH-ERGO-HG handle is attached to any product of the PPH range, the boards can be removed from the pallet and laid in an upright position, which is easy on the back
- Thanks to the automatic changeover function, the PPH slab handle can be lifted without the slab being lifted again or the gripper jaws scraping across the slab surface. This is a great advantage, especially for high-quality finished terrace slabs

Type	Length mm (in)	Dead Weight kg (lbs)	Order-Number
PPH-ERGO-HG ❶	670 (26½)	1.5 (3)	43200124



PPH-ERGO-HG with PPH-22/50

❶ Durable surface protection by galvanizing

PAVERBOY PB

PB-I – the traditional method for installing H-pavers

Lay two H-blocks easily and seamlessly with one hand.

- Clamping force is generated simply by lifting
- Two stones can be removed from the pallet
- Time-saving and effortless work

PB-15/24 – the professional aid for large-sized paving stones

- Spring-steel blades on either side to allow stones tightly packed on pallets to be easily removed
- **PB-15/24-L:** With long handles, achieve effortless repositioning of key stones without bending during machine installation



Type	Gripping Range W mm (in)	Working Load Limit WLL kg (lbs)	Dead Weight kg (lbs)	Order-Number
PB-I ①	100 – 170 (4 – 6¾")	10 (20)	1.22 (3)	51800001
PB-15/24 ①	150 – 240 (6 – 9½")	10 (20)	1.42 (3)	51800004
PB-15/24-L ①	150 – 240 (6 – 9½")	10 (20)	2.3 (5)	51800115



Brick Handles KKT

Reliable gripping tool for manual transport of bricks.

Type	Gripping Range W mm (in)	Working Load Limit WLL kg (lbs)	Dead Weight kg (lbs)	Order-Number
KKT ①	400 – 670 (15¾ – 26½")	50 (110)	1.2 (3)	51800025

Turf Stone Handles RVH

Used in pairs, specially designed to fit 80 x 80 mm gaps.
(Other dimensions available on request)

Type	Dead Weight kg (lbs)	Order-Number
RVH (Pair) ①	5.3 (10)	51800021



① Durable surface protection by galvanizing

Effective and clean block cutting – instead of time-consuming sawing

STONE SPLITTER STS – the new block cutters from Probst

With the perfect combination of lever and eccentric transmission and a triangular knife, huge splitting force with minimal operating force is generated with all mechanical block snappers. Blocks can therefore be cut cleanly without dust, noise or wastewater.

No particulate emissions occur, which are harmful to health.

- High rationalisation effect, as clean snapping of the blocks can often replace time-consuming and expensive cutting with masonry saws
- Clean cuts with precisely guided, triangular, reversible blade
- Better view of the cutting line
- Size indicator in cm and inches as well as 45-degree angle on both support plates speed up the work enormously

STS-33 / STS-43: Spring-mounted supporting table (both halves of the table tiltable) allows clean undercut for precise laying without uneven large gaps.

STS-33-F: With tilted, rigid supporting table, so that the block is cut at a constant angle.

STS-43-H / STS-65-H: Designs also suitable for concrete kerbstones or limestones.

STS-43-H / STS-65 / STS-65-H: Spring-mounted supporting table (one half of the table tiltable, one half rigid) allows clean undercut for precise laying without uneven large gaps.



STS-33

Type	Cutting Length mm (in)	Cutting Height mm (in)	Dead Weight kg (lbs)	Surface	Order- Number
STS-33 ①	330 (13")	10 – 120 (½ – 4¾)	41 (90)	Galvanized	51200075
STS-33-F ①	330 (13")	10 – 120 (½ – 4¾)	41 (90)	Galvanized	51200076
STS-43 ①	430 (17")	10 – 120 (½ – 4¾)	57 (125)	Galvanized	51200077
STS-43-H ①	430 (17")	10 – 300 (½ – 11¾)	66 (145)	Galvanized	51200078
STS-65 ①	650 (25½")	10 – 120 (½ – 4¾)	88 (195)	Galvanized	51200079
STS-65-H ①	650 (25½")	10 – 400 (½ – 15¾)	98 (215)	Galvanized	51200080



STS-43-H

① Durable surface protection by galvanizing

NEW

STONE SPLITTER STS-EASY – more splitting force with reduced effort and with only one crank handle

The required height of the stones can be set easily and quickly using a smoothly-operating handle.

- High rationalisation effect, as clean snapping of the blocks can often replace time-consuming and expensive cutting with masonry saws
- Clean cuts with precisely guided, triangular, reversible blade
- Better view of the cutting line
- Crank on top, connected to spindle via chain and gear drive
- Size indicator in centimetre and inches as well as 45-degree angle on both support plates speed up the work enormously

STS-33-EASY / STS-43-EASY: Spring-mounted supporting table (both halves of the table tiltable) allows clean undercut for precise laying without uneven large gaps.

STS-33-F-EASY: With tilted, rigid supporting table, so that the block is cut at a constant angle.

STS-43-H-EASY: Designs also suitable for concrete kerbstones or limestones up to height 300 mm (11 3/4"). Spring-mounted supporting table (one half of the table tiltable, one half rigid) allows clean undercut for precise laying without uneven large gaps.

STS-65-EASY: Spring-mounted supporting table (one half of the table tiltable, one half rigid) allows clean undercut for precise laying without uneven large gaps.



STS-43-EASY

Type	Cutting Length mm (in)	Cutting Height mm (in)	Dead Weight kg (lbs)	Surface	Order-Number
STS-33-EASY ❶	330 (13")	10 – 120 (½ – 4¾")	48 (105)	Galvanized	51200082
STS-33-F-EASY ❶	330 (13")	10 – 120 (½ – 4¾")	48 (105)	Galvanized	51200086
STS-43-EASY ❶	430 (17")	10 – 120 (½ – 4¾")	61 (135)	Galvanized	51200083
STS-43-H-EASY ❶	430 (17")	10 – 300 (½ – 11¾")	73 (160)	Galvanized	51200085
STS-65-EASY ❶	650 (25½")	10 – 120 (½ – 4¾")	98 (215)	Galvanized	51200084



STS-43-EH-23

Type	Splitting Force kg (daN)	Cutting Length mm (in)	Cutting Height mm (in)	Dead Weight kg (lbs)	Surface	Order-Number
STS-43-EH-23 ❶	23,000	430 (17")	10 – 220 (½ – 8¾")	170 (375)	Galvanized	51200081

❶ Durable surface protection by galvanizing

STONE SPLITTER STS-43-EH-23 Electro-hydraulic block splitter

Electro-hydraulic splitting at the push of a button – without any dust, noise or dirty water! The environmentally friendly alternative to stone sawing. Rigidly mounted, split triangular reversible blade made of hardened metal, for e.g. granite stones, max. height difference 4 mm, minimum stone length 180 mm. Due to the inclined support tables a clean undercut is possible, for exact placement without large distances.

- Integrated rechargeable battery
- High splitting force of 23 tonnes
- Integrated scale for adjusting the cutting height via crank
- Large wheels for easy manoeuvring on uneven terrain
- Folding handle for easy moving by hand
- Suspension eye for transport with a crane or lifting device

Accessories:

Type	Description	Order-Number
LG Battery charging device 220 V / 12 V	Battery charging device w/ overload protection and charging current limiting.	24200152

Cutting stones – straight and with rounding

Radial Cut Adapter RSA – ingeniously simple, professional radial cuts

The RSA converts each standard block cutter into a radial cutter within seconds.

Now concrete pavers can also be cut with a radius. So connections around manhole covers can be done precisely, quickly and professionally without breaking the optics.


- Suitable for outside diameter of manhole covers of approx. 700 – 800 mm (28 – 31")
- Easy handling, RSA has only to be positioned between the two plates of the cutter. The RSA does not have to be rigidly fixed in this position!



RSA-25

Type	Cutting Length mm (in)	Required inside width of the cutter mm (in)	Cutting Height * mm (in)	Dead Weight kg (lbs)	Order-Number
RSA-25	250 (9 7/8")	355 (14")	50–100 (2–4")	4.36 (10)	41200016

* Min. required distance between plates 140 mm at max. cutting height



SF

Type	Clamping range mm (in)	Height adjustment grid mm (in)	Dead Weight kg (lbs)	Order-Number
SF	30 – 160 (1 1/4 – 6 1/2")	10 (1/2")	7,46 (15)	51210001

SAFEFLEX SF – the innovative clamping fixture for cutting stone safely

The risk of cuts can be reduced considerably with the SAFEFLEX SF. It can secure building materials such as cobblestones and natural flagstones quickly and safely. This makes cutting with the angle grinder easier, safer and more precise.

To secure the building material, the user pushes on the top clamping element with one foot. When the user takes their foot off the non-slip tread, springs push the clamping elements apart again and the building material can be removed.

- Non-slip mat to prevent stones from sliding sideways
- Fast and simple adjustment of stone thickness in 10 mm (0,4") increments using 2 lateral locking bars
- Individually adjustable height of the SF with 4 screws that can be turned in on the bottom
- Suitable for right and left-handed use
- No sliding of building materials while cutting
- Fast fixation without additional tools
- Saves material since smaller "offcuts" can be safely secured, even with a small supporting surface
- Easy to transport since the SAFEFLEX is much smaller than a wet cutting bench for example
- Elevation of the material being cut, so cutting wheel does not go into the ground

● Durable surface protection by galvanizing



5 Vacuum Laying



Benefits:

Compared to mechanical grabs, vacuum technology provides substantial and numerous benefits in handling and installation of building materials.

1. Installation without joints
2. No edge cracks and chipping
3. Higher laying quality; easy removal and readjustment, such as a slab was placed too deep into the laying course


Porosity:

Failsafe function of the vacuum devices is decisively influenced and determined by the porosity of the elements. It is easy to imagine: if the incoming air from micro pores exceeds the capacity a vacuum pump or blower is able to exhaust, proper negative pressure between suction plate and construction material cannot be built up.

These kind of products are not suitable to be lifted with vacuum devices. Unlike the surface characteristics and finish, porosity is not apparent or visible to the observer.



Appropriate Device	Vacuum Hand Laying Systems							Vacuum Lifting Devices				Vacuum Hose Lifters			
	VH	FXAH	VPH	VPE	MJ	AIR-LIFT ALX	SPEEDY VS *	SM	SH	QUICK-JET QJ	POWER JET PJ	MULTIMOBIL MM mit VGE	JUMBO-MOBIL JM	JUMBO BV VARIO	TRANS-MOBIL TM
Vacuum Generation via Vacuum Pump	●	●	●	●	●			●	●						
Vacuum Generation via Vacuum Blower						●	●			●	●	●	●	●	●
Specification Material/Product:															
Very dense/not porous: - granite - marble - „WET CAST“ (molded wet concrete)															
Dense/up to slightly porous: - miscellaneous natural stones - specific sandstones - limestone - single layer concrete stones, highly compressed, manufactured with a high content of water/cement															
Moderate porous: - smaller concrete slabs w/facing produced on block making machines															
Highly porous: - larger concrete slabs w/facing produced on block making machines - aerated concrete blocks - exposed aggregate surfaces/aking machines															

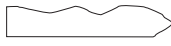
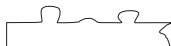
* Vacuum hand laying device can also be used on attachments via lifting eye.



 Marginal conditions, test set-up might be necessary prior to final decision making

Surface:

What really matters in practical application is not that much the surface finish but rather the porosity of the material.

1. Plane and smooth surfaces are optimal. 
2. Slight, not sharp-edged unevenness up to 5 mm is usually not a problem. 

3. Products with severe, not sharp-edged unevenness of approx. 8 to 10 mm can be handled with specific vacuum devices and corresponding sealing systems. 
4. Products with deep unevenness, such as exposed aggregate surfaces are easy to handle with vacuum devices operated by a vacuum blower. 

5. Sharp-edged products, with uneven and graded top up to approx. 3 mm are, if at all, solely be handled with vacuum devices equipped with a vacuum blower. 
6. Other surface characteristics on request. 

In case of different load capacity specifications (lifting hose, suction plate, vacuum generator e.g. UNIMOBIL), the value of the vacuum component with the lowest load capacity always applies.

Laying independently of current supply



VACUUM-POWER-HANDY VPH-150-GREENLINE

- Comfortable handle designed for two-man operation. Height and width adjustments to always permit operation in the most ergonomically correct body position
- Vacuum pump unit, with battery charge indicator, On/Off switch (the entire unit can be removed) Power via rechargeable 12 Volt battery; automatic power saver mode; one charge lasts an entire day of installation without recharging. Battery charger not included
- Seal can be replaced in a minute without the need for adhesive or tools
- Ideal for all vacuum-dense slabs, such as granite, wetcast concrete, etc.
- Fitted as standard with chain compartment and load securing chain as well as lifting eye for hoist operation

Optional extra:

VPH-RS: wheel set for the VPH; gives the unit mobility on a large set of wheels, only one operator is required.

VPH-RS-AS: Height-adjustable stop with which the tile can be placed tilted forward at different angles.



Type	Suction Plate Dimension mm (in)	Working Load Limit WLL kg (lbs)	Dead Weight kg (lbs)	Order-Number
VPH-150-GREENLINE ❶	oval 440 x 250 (17¼ x 9¾")	150 (330)*	16.5 (35)	52710008
VPH-RS ❶		150 (330)	7.6 (15)	42710072
VPH-RS-AS ❶	Support for wheel set VPH-RS		1.0 (2)	42710154
Battery-12V/6,5Ah	Spare storage battery for VPH			24200007
VPH-LG-220V/12V	Battery charger for VPH			24200004

VPH + VPH-RS + VPH-RS-AS



❶ Durable surface protection by galvanizing

* Value at 500 mbar low pressure


The handheld vacuum lifter for landscapers and tilers

FXAH-120-GRABO-GREENLINE – the power pack for installation by hand

Vac. Lift. Place.

Lay absorbent concrete slabs, natural stone, tiles and other absorbent building materials quickly and precisely.

- Grab slabs from the top, not the sides: this protects the edges and allows precise laying
- Powered by a rechargeable 14.8 V lithium-ion battery. (exchangeable battery concept)
- Battery life: approx. 1.5 to 2 h in continuous operation, in normal operation up to one day
- Increased safety through battery status LED



FXAH-120-GRABO-GREENLINE

FXAH-120-GRABO-PRO-LIFTER-GREENLINE

The digital generation

NEW



Automatic switch-off protects the battery

Once the required vacuum is reached, the pump switches off automatically – this extends the battery life and reduces noise emissions.

With digital display

The new display ensures the best readability of the negative pressure and the working load.



Waterproof plastic case

Perfectly protected against tough construction site use: The FXAH-120-GRABO-PRO-LIFTER-GREENLINE comes in a plastic case – waterproof, break-proof and dust-protected.

Scope of delivery: FXAH-120-GRABO-PRO-LIFTER-GREENLINE:

Vacuum hand laying device, Charger* (multi-range voltage 110 V to 240 V) 1 x lithium-ion battery, carrying strap, spare rubber seal and replacement filter. Supplied in a high-quality plastic case.

* with interchangeable plug EU, US, UK, CN

FXAH-120-GRABO-GREENLINE

The young classic



Equipped with an analogue pressure gauge, the FXAH-120-GRABO-GREENLINE comes in a lightweight, durable fabric bag.

Practical accessory eyes

With the Probst handles or wheel set, you can work even more ergonomically with both tools. The accessories are mounted to the built-in eyelets without tools using an optional adapter.



Scope of delivery: FXAH-120-GRABO-GREENLINE:

Vacuum hand laying device, Charger* (multi-range voltage 110 V to 240 V) 1 x lithium-ion battery, spare rubber seal and replacement filter. Supplied in lightweight soft case.

Type	Dimensions L x W mm (in)	Battery Capacity (Ah)	Working Load Limit WLL kg (lbs)	Dead Weight kg (lbs)	Order- Number
FXAH-120-GRABO-GREENLINE	300 x 180 (11 3/4 x 7")	2.2	120 (265)	1.5 (3.3)	58500016
FXAH-120-GRABO-PRO-LIFTER-GREENLINE	300 x 180 (11 3/4 x 7")	2.2	120 (265)	1,6 (3.5)	58500014
FXAH-120-LG-110-240V/14,8V	Battery charger for FXAH-120 (with interchangeable plug EU, US, UK, CN)				24200159



FXAH-120-SOLO-SET



FXAH-120-DUO-SET

FXAH-120 Carry Handles:

FXAH-120-SOLO-Set / FXAH-120-DUO-Set:

With the SOLO and DUO carry handle add ons, you can work alone or in pairs in an upright position. The load is released via the foot pedal.

Accessories:

Type	Description	Working Load Limit WLL kg (lbs)	Dead Weight kg (lbs)	Order-Number
FXAH-120-SOLO-Set	Hand carry handle with adapter for one person. (also suitable for NEMO GRABO)	120 (265)	4.4 (10)	48500055
FXAH-120-DUO-Set	Hand carry handle with adapter for two persons. (also suitable for NEMO GRABO)	120 (265)	10.1 (20)	48500054



FXAH + VPH-RS + FXAH-120-DUO-Set

VPH-RS: Laying slabs even easier and more conveniently on large wheels – quickly and efficiently. Easy attachment to FXAH-120-SOLO-Set and FXAH-120-DUO-Set.

Type	Description	Working Load Limit WLL kg (lbs)	Dead Weight kg (lbs)	Order-Number
ALX-120-HG	Additional handle for the ALX-120-SOLO-Set and FXAH-120-SOLO-Set carry handles	120 (265)	0.4 (1)	42600206
VPH-RS	Wheel Set	150 (330)	7,6	42710072

VH-1/25



VH-1/25 with VH-2-HG

**Working Load Limit
50 kg/
110 lbs**

VACUUM-HANDY VH-1/25 – amazingly simple and super-practical for installing vacuum-dense slabs

The cost-effective alternative for the installation of vacuum-dense slabs. A vacuum valve is operated by a light finger movement, to lift or set down the slabs. The vacuum holding force is generated by simple downward pressure and subsequent lifting by hand.

- One-man operation for lightweight slabs and short transportation distance
- Accurate and quick installation with no gap in-between slabs
- Ergonomically good working position for installation
- Also already laid slabs can be picked up again
- Suction plate with quickly replaceable seal ring (without gluing)
- By purchasing of an additional two-men handle VH-2-HG the VH-1/25 can be used for two-men operation.

The working load limit is then 50 kg (110 lbs)

Type	Suction Plate dimension Ø mm (in)	Working Load Limit WLL kg (lbs)	Dead Weight kg (lbs)	Order-Number
VH-1/25 ●	280 (11")	25 (55)	5 (10)	52600009
VH-2-HG ●	Two-men handle for VH-1/25		3 (7)	42600155

**Light. Ergonomic.
Strong.**

5

Vacuum Laying

AIRLIFT ALX-120 Vacuum Hand Laying Device

The mobile vacuum lifter for porous concrete slabs, natural stones or tiles. Lay slabs quickly and precisely with the flexible AIRLIFT ALX-120.

- Lightweight only 6 kg (13 lbs), the backpack vacuum blower increases flexibility during installation work
- For porous concrete slabs and natural stones, as well as for tiles
- Grab slabs from the top: this protects the edges and allows precise laying
- Can be used on any 230V socket
- Maximum load capacity 120 kg (265 lbs)

ALX-120-DUO-Set: With the carrying handle ALX-120-DUO-Set you work in an upright position with two people.

Accessories:

Type	Description	Working Load Limit WLL kg (lbs)	Dead Weight kg (lbs)	Order-Number
ALX-120-DUO-Set ❶	Carrying handle for two persons	120 (265)	8.5 (19)	42600209
ALX-120-HG ❶	Additional handle for the ALX-120-SOLO-Set and FXAH-120-SOLO-Set carry handles	120 (265)	0.4 (1)	42600206
ALX-120-H ❶	Mounting bracket for backpack vacuum blower on ALX-120-DUO set		0.3 (0.5)	42600207

ALX-120 with ALX-120-HG



ALX-120

**Working Load Limit
120 kg/
265 lbs**

Type	Description	Suction plate Dimension mm (in)	Working Load Limit WLL kg (lbs)	Dead Weight kg (lbs)	Order-Number
ALX-120 ❶	Vacuum hand laying device consisting of backpack vacuum blower, ALX-120-Solo-Set hand carrying handle and suction plate ALX-ESP-50 (Working Load Limit WLL 50 kg)	255 x 255 (10 x 10")	120 (265)	13 (29)	52600018



ALX-120 with ALX-120-DUO-Set

Suction Plates:

Type	Suction Plate Dimension mm (in)	Working Load Limit WLL kg (lbs)	Dead Weight kg (lbs)	Order-Number
ALX-ESP-12-80/280 ❶	80 x 280 (3¼ x 11")	12 (25)	1.3 (2.9)	42600194
ALX-ESP-18-165/165 ❶	165 x 165 (6½ x 6½")	18 (40)	1.5 (3.3)	42600193
ALX-ESP-25-102/380 ❶	102 x 380 (4 x 15")	25 (55)	2 (4)	42600195
ALX-ESP-35-153/318 ❶	153 x 318 (6 x 12½")	35 (75)	2.2 (5)	42600196
ALX-ESP-50-255/255 ❶	255 x 255 (10 x 10")	50 (110)	2.5 (6)	42600191
ALX-ESP-120-58/27 ❶	580 x 270 (22¾ x 10¾")	120 (265)	5.8 (15)	42600210

❶ Durable surface protection by galvanizing


The powerhouse even for highly air-permeable materials

SPEEDY VS-140/200 Vacuum Hand Laying Device – with an integrated suction plate for up to 50 kg/ 110 lbs

When connected to a standard power outlet, the powerful vacuum turbine securely and quickly (immediately) adheres to even highly porous slabs and exposed aggregate surfaces.

- A quick-release lock allows various suction plates to be mounted in a matter of seconds onto the integrated suction plate for different purposes, slab sizes and weights
- Handles can be rotated 90° by repositioning 2 bolts. This can be of an advantage when switching from crosswise to lengthwise laying of slabs or when the slabs are laid touching a wall
- Now with unlockable actuating lever for vacuum release. This double safety device secures the paving material against accidental release
- Existing VS-SPS suction plates can be used via the optionally available VS-GH-SPS retrofit kit

Optional extra: Lifting eye VS-EH with safety chain for risk-free lifting and handling.



SPEEDY VS-140/200

Type	Description	Working Load Limit WLL* kg (lbs)	Dead Weight kg (lbs)	Order-Number
VS-140/200 ² ❶ **	with suction plate 50 kg	max. 200 (440)	24 (50)	52700015
VS-140/200-XL ² ❶ **	with suction plate 50 kg	max. 200 (440)	30 (65)	52700016
VS-EH ❶	Lifting eye with safety chain		3.5 (8)	42710143
VS-140-XL-HG ❶	Pair of long handles for VS-140 for slabs up to 1,2 m width		8 (20)	42710089
VS-AP ❶	Adapter plate for special SPEEDY suction plates		4 (9)	42710163

* Value at 200 mbar low pressure ² Also available in 110 Volt version

** Plug type F, 230 V

SPEEDY VS-140/200-XL Vacuum Hand Laying Device

- With long handles for safe installation of slabs
- With lifting eye and safety chain for risk-free lifting and handling



VS-PR

Type	Working Load Limit WLL (lbs)	Dead Weight kg (lbs)	Order-Number
VS-PR ❶	200 (440)	10 (20)	42710166

❶ Durable surface protection by galvanizing

SPEEDY POWER-RACK VS-PR

Holder for practical storing of the EU 22i Honda generator when operating the SPEEDY on lifting equipment (e.g. a digger)

- VS-PR is simply hung on the carrying device with adjusted generator. The VS-EH lifting eye of the SPEEDY is then hung on the eye hook of the VS-PR
- In the case of a carrying device with a large lifting height, the eye hook may be connected to the VS-EH lifting eye (not included in the scope of delivery of VS-140/200 (-110)) with the 2 m long loop supplied. Thus, first the SPEEDY then the VS-PR can be switched off
- Incl. 3 m extension cable + Velcro strap

Working
Load Limit
200 kg/
440 lbs

5

Vacuum Laying

The extensive range of suction plates for the SPEEDY

5

Depending on type: aluminium version or galvanised with durable surface protection

For different jobs we recommend special suction plates. All suction plates can be easily changed by means of 2 quick-change fasteners (modular principle). The carrying capacities depend on the size of the suction plate. The Probst special foam-rubber seal is suitable for all types of materials:

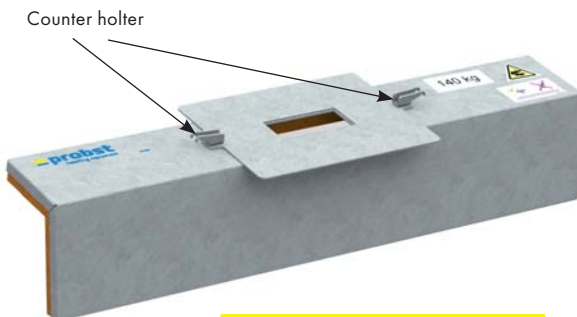
- Particularly good with uneven surfaces
- Extremely durable
- Changed in a flash: take the old one off, put on the new one – finished



VS-GH-SPS-100-50/30

Suction plates for the use of SPEEDY with Quick Change function

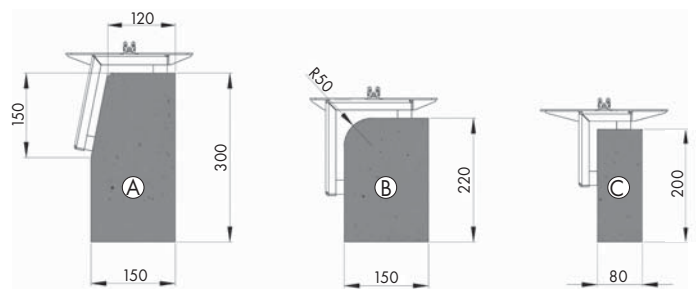
Type	Suction Plate Dimension mm (in)	Working Load Limit WLL* kg (lbs)	Dead Weight kg (lbs)	Order-Number
VS-GH-SPS-80-40/30	oval 400 x 300 (15¾ x 11¾")	80 (175)	2.0 (4)	42710129
VS-GH-SPS-100-50/30	oval 500 x 300 (19¾ x 11¾")	100 (220)	2.5 (6)	42710130
VS-GH-SPS-140-70/30	oval 700 x 300 (27½ x 11¾")	140 (310)	3.0 (7)	42710131
VS-GH-SPS-200-85/34	oval 850 x 340 (33½ x 13½")	200 (440)	11.5 (25)	42710132
VS-GH-SPS	Retro fit kit counter holder for existing suction plate consisting of: 2 x counter holder + screws, nuts.			42710127
Lamellar plugs	1 item; for plugging drilled holes in the suction plates			21070141



VS-GH-WSP-150-90/12-15,5-101°

Suction plates with counter holder for kerb stones

Type	Suction Plate Dimension mm (in)	Working Load Limit WLL* kg (lbs)	Dead Weight kg (lbs)	Order-Number
VS-GH-WSP-150-90/12-15,5-101° ①	900 x 120 – 155 35½" x 4¾" – 6"	150 (330)	6.5 (15)	42720347
VS-GH-WSP-150-70/15,5-17-90° ②	700 x 155 – 170 27½" x 6" – 6¾"	150 (330)	7 (15)	42720360
VS-GH-WSP-85-90/8-12-90° ③	900 x 80 – 120 35½" x 3¼" – 4¾"	85 (185)	8 (18)	42720345



① Durable surface protection by galvanizing

* Value at 200 mbar low pressure

UNIMOBIL UM Laying Dolly

5



UM-VS-S/SE – complete version

The UNIMOBIL UM is an installation dolly that can easily handle concrete and natural stone units up to 150 kg (330 lbs).

- Efficiency is noticeably increased, as it only requires one person to carry out the installation work
- Special feature: The boom is lifted through a gas spring with integrated brake and is controlled by a lever on the operating handle. This way stone can be picked up from a pallet of approximately 900 mm (35½") height. By pressing the lever again the load is lowered gently into place. Pressing the lever once more lifts the boom up to pick up the next unit

Basic version, standard equipment:

- Big rubber wheels with a diameter of 400 mm (15¾"), makes manoeuvring the UM easy
- Track width of rubber wheels adjustable (outer dimension 610 to 905 mm/24 to 35½")
- Supported by a steering roller with a locking brake
- Boom and handles are telescopic to adjust well to different weights and measures of the slabs
- Gas spring with integrated brake with a control handle

UNIMOBIL UM – The mobile one-man vacuum hand laying device

5

UNIMOBIL UM-SM Laying dolly – The mains-independent mobile all-rounder of hand laying systems

Vacuum Laying

Equipped with battery driven STONEMAGNET SM-600-GREEN-LINE. The UNIMOBIL UM-SM is the perfect vacuum laying system for **slightly porous** slabs and stone.

Complete version consisting of: UM-SM + SM-600-GREENLINE or SM-600-GREENLINE-POWER (Suction plate not included in the scope of delivery).

- Power-independent
- Very low noise emissions

Optional extra: Multiple suction plates

Installation work – brilliantly simple: The empty suction plate is lifted up by the boom using a gas pressure ram; when the products are lifted from the pallet the machine will automatically reload the gas ram when the boom is lowered down.

- The most gentle and the closest positioning of slabs as possible. Re-pick up possible. Also suitable for slightly porous stones
- It is equipped with handles on the suction plate and a 90° turnable suspension for the perfect positioning of the slabs
- Quick adjustment of the arm in 5 different positions



UM-VS-S/SE – complete version



UM-SM – complete version

Type	Description	Power	Working Load Limit WLL kg (lbs)	Dead Weight kg (lbs)	Order-Number
UM-SM ❶	Basic version for SM attachment		see suction plate	42 (95)	42740011
SM-600-GREEN-LINE ❶	Basic device without suction plate	by 12 V battery	see suction plate	34 (75)	52720006
SM-600-GREEN-LINE- POWER ❶	Basic device without suction plate	by 12 V battery	see suction plate	35 (75)	52720007

UNIMOBIL UM-VS Laying dolly – The mobile all-rounder

Basic version (without suction plate) equipped with SPEEDY VS-140/200 electrical operation 230 V or 110 V.

The UNIMOBIL UM-VS-140 is the perfect vacuum laying system for **porous** slabs and stone.

Complete version consisting of: UM-VS-140/200 basic version + SPEEDY VS-140/200 (incl. suction plate 50 kg/110 lbs) + SE-H Honda generator and pendular suspension UM for generator. For further suction plates for SPEEDY see page 54.

Type	Description	Power	Working Load Limit WLL kg (lbs)	Dead Weight kg (lbs)	Order-Number
UM-VS-140/200 ❶	Basic version for SPEEDY attachment		see suction plate	64 (140)	42740017
VS-140/200 ❷ ❶	SPEEDY incl. suction plate 50 kg	230 V, 50 HZ	see suction plate	24 (55)	52700015
SE-H	Generator Honda EU 22i	230 V, 50 HZ petrol engine	see suction plate	22,5 (50)	52500243
Pendular suspension UM	for Generator Honda		see suction plate	1.1 (2.4)	42720238

❷ Also available in 110 Volt version

❶ Durable surface protection by galvanizing

Use vacuum lifting devices for installing

STONEMAGNET® SM-600-GREENLINE – The new, battery-powered vacuum attachment with even greater power

Easy to use, durable, independent with own power supply – the universal unit with a load bearing capacity of up to 600 kg (1,320 lbs). Flexible and fast installation of primarily vacuum-dense elements, e.g. such as granite.


- Can be used with any hoist
- Powered by rechargeable, exchangeable 12 V battery. Power saving control system makes battery lasting for one whole working day. Battery can be exchanged within seconds. Battery charge indicator. Battery charger not included
- Integral charger socket for charging
- With integral chain-box and load-securing chain
- Vacuum suction plates can be easily replaced without tools
- Handles on either side for secure guidance (standard)

Additional features of the SM-600-GREENLINE-POWER:

- Twice the pumping capacity compared with the SM-600, providing greater reserves for slightly porous materials
- Built-in operating hours counter
- Suction and release operation via comfortable button-activation
- Optional retro-fitting of remote control for suction and release operations, enabling single-operator activation from the carrying device

Optional extra: SM-BB Operating handle

Working Load Limit
600 kg/
1,320 lbs



Control panel SM-600-GREENLINE-POWER



SM-600-GREENLINE-POWER

Type	Description	Drive	Dead Weight kg (lbs)	Order-Number
SM-600-GREENLINE®	Basic device, without suction plate	by 12 V battery	34 (75)	52720006
SM-600-GREENLINE-POWER®	Basic device, without suction plate	by 12 V battery	35 (75)	52720007
SM-600-GREENLINE-POWER-FFS®	Basic device, without suction plate. With remote control.	by 12 V battery	35 (75)	52720008

Accessories:

Type	Description	Order-Number
Battery-12V/26Ah	Spare storage battery	24200008
LG Battery charging device 220 V / 12 V	Battery charging device w/overload protection and charging current limiting. Housing is water and dust-proof.	24200152
SM-BB®	(Operating handle also for retrofitting)	42720063
SM-FFS	Remote Control for gripping and releasing for SM-600-POWER (Retro-fitting available only in the Probst works)	42720346



Suction Plates:

Type	Suction Plate Dimension mm (in)	Working Load Limit WLL* kg (lbs)	Dead Weight kg (lbs)	Order-Number
SM-SPS-90-30/20®	approx. 300 x 200 (11 3/4" x 7 3/4")	90 (200)	5.0 (10)	42720009
SM-SPS-200-58/28®	approx. 580 x 280 (22 3/4" x 11")	200 (440)	8.2 (20)	42720001
SM-SPS-400-75/27®	approx. 750 x 270 (29 1/2" x 10 3/4")	400 (880)	10.0 (20)	42720002
SM-SPS-600-95/34®	approx. 950 x 340 (37 1/2" x 13 1/2")	600 (1,320)	15.0 (35)	42720349

① Durable surface protection by galvanizing

* Value at 500 mbar low pressure.



SM-600-GREENLINE

The powerhouse for large-sized slabs

5

QUICKJET QJ-600-E Vacuum Lifting Device – for even highly porous elements

Large-sized and extremely air-permeable slabs with highly decorative surfaces are becoming increasingly popular. No problem for Probst's QUICKJET – it ensures fast and secure installation!

- Powerful electric drive blower; power supplied via either a mains electric cable or an integrated generator (optional)
- Can be used with any hoist
- Optimal security thanks to quickly mountable safety chain
- Primary vacuum suction plate ESP 120-38/38 is permanently attached to the QJ; additional vacuum suction plates can be mounted within minutes, using a quick release system



Working Load Limit
600 kg/
1,320 lbs

QJ-600-E

QJ-RS



Optional extra:
The **QJ-RS wheelset** gives the QUICKJET mobility on 2 wheels and saves on one operator.



QJ-ESP-320-59/59

Type	Description	Power Single Phase	Working Load Limit WLL* (depending on the suction plate used) max. kg (lbs)	Dead Weight kg (lbs)	Order-Number
QJ-600-E ①	incl. Suction plate 120 kg (without generator)	electric 230 V, 50 Hz	600 (1,320)	41 (90)	52400045
QJ-RS ①	Wheelset for QUICKJET			15.2 (35)	42420083
SE-H Generator Honda EU 22 i, 230 V 50 Hz petrol engine				22.5 (50)	52500243

² Also available in 110 Volt version

Suction Plates:

Type	Suction Plate Dimension mm (in)	Working Load Limit WLL *kg (lbs)	Dead Weight kg (lbs)	Order-Number
QJ-ESP-320-59/59 ①	590 x 590 (23¼ x 23¼")	320 (710)	13 (30)	42420102
QJ-ESP-400-98/48 ①	980 x 480 (38½ x 19")	400 (880)	19 (40)	42420104
QJ-ESP-600-78,5/78,5 ①	785 x 785 (31 x 31")	600 (1,320)	22 (50)	42420106
QJ-ESP-350-151/29 ①	1.510 x 290 (59½" x 11½")	350 (770)	18 (40)	42420108
QJ-ESP-170-90/25 ①	900 x 250 (35½ x 9¾")	170 (375)	13 (30)	42420110
QJ-ESP-250-90/35 ①	900 x 350 (35½ x 13¾")	250 (550)	14 (30)	42420112
QJ-ESP-500-140/40 ①	1.400 x 400 (55 x 15¾")	500 (1,100)	21 (45)	42420114
Adapter QJ for Rotator Bini/Baltrotor ①			1.5 (3)	40110319
Adapter QJ for Rotator Bini/Baltrotor ①			6.1 (15)	42420118

Other suction plates / special suction plates on request.

① Durable surface protection by galvanizing

* Value at 200 mbar low pressure. ** Plug type F, 230 V

Vacuum Lifting Device SH for heavy loads up to 3,500 kg



SH-2500-GREENLINE

For easy and efficient handling and laying of natural stones, concrete and marble slabs, pipes and steps, etc.

- Designed and equipped specifically for tough construction site use
- Can be attached to any carrier by load hook, chains, rope
- Efficient, flexible operation with no compromise on safety
- In seconds, various suction plates can be fitted to the SH via a quick release locating pin, enabling it to be used for many different purposes and with many different loads

Whether heavy or awkward – it is easier with vacuum

5

Vacuum Lifting Device SH-1000-MINI – Optional sources: powered electrically, hydraulically or by integrated petrol engine

Vacuum Laying

For efficient and safe handling and laying of heavy loads up to 1,000 kg (2,210 lbs), such as granite slabs, dense concrete elements, marble slabs, kerb stones, steps, pipes etc.

- Can be hooked in to any carrier or laying machine VM by means of load hook, chain, hoisting cable or similar
- All-purpose lifting device. One-man operation
- By means of rapid change fasteners different suction plates can be attached to the SH within seconds for varying kinds of applications, various slab dimensions and weights
- Operating handles are arranged in ergonomic position for convenient direction and handling. Handles can easily be rearranged into a rack to put down the device on the ground properly
- Fitted as standard with chain compartment and load securing chain



SH-1000-MINI-E

Type	Power	Working Load Limit WLL (depending on the suction plate used) max. kg (lbs) *	Dead Weight kg (lbs) (without suction plate)	Order-Number
SH-1000-MINI-H	hydraulic	1,000 (2,210)	91 (200)	52400040
SH-1000-MINI-B	integral petrol engine	1,000 (2,210)	90 (200)	52400018
SH-1000-MINI-E **	electric, 230 Volt, 50 Hz, single phase	1,000 (2,210)	89 (195)	52400020



SH-1000-MINI-B



SH-1000-MINI-H

* Value at 600 mbar low pressure. ** Plug type F, 230 V

More than 1.000 different suction plates are available, see page 64 for examples.

Vacuum Lifting Device SH-2500-UNI – The classic

- Having been designed specifically for harsh construction site use, this classic has proven itself on countless construction sites worldwide
- Two versions available: Powered independently by an integrated petrol engine or connected to the mains with an electrical cable
- Suitable for predominantly suction-proof concrete and natural stone elements
- Vacuum plate seals washers with no bonding can be replaced in minutes without gluing: simply take off the old seal and put on the new one
- Wear-resistant sponge rubber seal, adapts perfectly even to severely uneven surfaces
- Fitted as standard with chain compartment and load securing chain

Optional extra: Wheelset SH-2500-RS and retrofit kit with rotator SH-AD (refer to page 68)

Type	Power	Working Load Limit WLL* kg (lbs)	Dead Weight (without suction plate) kg (lbs)	Order-Number
SH-2500-UNI-E **	electric, 230 Volt single phase	2,500 (5,500)	147 (325)	52400044
SH-2500-UNI-B	petrol engine 2,9 kW	2,500 (5,500)	100 (220)	52400043
SH-2500-RS	Wheelset for all models SH-2500-UNI			42500299



SH-2500-GREENLINE

More than 1.000 different suction plates are available, see page 64 for examples.

* Value at 600 mbar low pressure. ** Plug type F, 230 V



SH-2500-UNI-B

Vacuum Lifting Device SH-2500-GREENLINE – the innovative green rechargeable powerhouse

The classic now also with battery drive. Powerful and independent of mains power.

- Emission-free and low-noise operation
- Powered by a 24 V lithium-ion rechargeable battery. (exchangeable battery concept) can operate up to 6 hours
- Included in the scope of delivery: 1 x rechargeable battery and a 230 V/50 Hz charger. The charging time is approx. 2.5 hours
- Suitable for predominantly suction-proof concrete and natural stone elements
- Fitted as standard with load securing chain

Optionally extra: Retrofit kit with rotator SH-AD (refer to page 68)

Type	Description	Power	Working Load Limit WLL* kg (lbs)	Dead Weight (without suction plate) kg (lbs)	Order-Number
SH-2500-GREENLINE	Basic device, without suction plate	by 24 V battery	2,500 (5,500)	151 (335)	52400046
SH-2500-GREENLINE-FFS	Basic device, without suction plate. With remote control	by 24 V battery	2,500 (5,500)	151 (335)	52400048
ACCU-24V/23Ah	Battery for SH-2500-GREENLINE				24200142

Vacuum installation technology for very heavy weights

Vacuum Lifting Device SH-3500-B – With greater power for harsh construction site use

- Threefold vacuum pump capacity compared with the previous standard SH-2500-UNI-B device; producing a significantly faster buildup of vacuum, also suitable for more porous elements
- Complete autarkic drive via integral petrol engine with electric starter
- With integral chain-box and load-securing chain
- Suction and release operation via comfortable button-activation on the control console
- Built-in operating hours counter
- With fork sleeves for lifting forks for transportation and for laying
- All available SH-suction plates are compatible with the SH-3500-B. (refer to page 64)

Optional extra: Wheelset SH-3500-RS, support feet SH-3500-AF, retrofit kit with rotator SH-AD and remote control SH-3500-FFS (refer to page 68)



Type	Description	Power	Working Load Limit WLL kg (lbs)*	Dead Weight (without suction plate) kg (lbs)	Order-Number
SH-3500-B	Basic device, without suction plate	petrol engine 3,6 kW	3,500 (7,700)	approx. 177,4 (390)	52400041
SH-3500-B-FFS	Basic device, without suction plate. With remote control	petrol engine 3,6 kW	3,500 (7,700)	approx. 177,4 (390)	52400047

*Value at 600 mbar low pressure.

Accessories:

Type	Description	Dead Weight kg (lbs)	Order-Number
SH-3500-RS ❶	Wheelset for SH-3500-B	10,6 (25)	42500256
SH-3500-AF	Support feet for SH-3500-B	12,8 (30)	42400579

❶ Durable surface protection by galvanizing

More than 1.000 different suction plates are available, see page 68 for examples.

**With these vacuum lifting device,
even air-permeable concrete
materials have no chance**

POWERJET PJ-1650 Vacuum Lifting Device

The high suction volume of the vacuum blower allows a high carrying capacity of 1,650 kg (3,650 lbs) even with partially air-permeable stone slabs.

- With foldout handlebar
- Large-volume dust filter
- High safety features with integrated guard

PJ-1650-B: Powered by integrated petrol engine with electric start, with integrated manually operated suction release device. Optional features: radio remote control of the suction release device PJ-B-FFS or alternatively hydraulically operated suction release device PJ-B-HAE.

PJ-1650-H: Powered by the hydraulic system of the carrier, standard equipment includes hydraulically operated suction release device, the operator controls the activation and release of suction from the drivers seat.

Optional extra: Transport trolley PJ-RS

**Working
Load Limit
1,650 kg/
3,650 lbs**



PJ-1650-B

Type	Power	Working Load Limit WLL* kg (lbs)	Dead Weight kg (lbs) (without suction plate)	Order- Number
PJ-1650-B ❶	petrol engine 6.6 kW	1,650 (3,650) **	132 (290)	52400036
PJ-1650-H ❶	hydraulically	1,650 (3,650) **	117 (260)	52400038
PJ-RS ❶	Transport trolley for PJ-1650-B and -H		20 (45)	42400497
PJ-B-FFS	Radio remote control for suction release for PJ-1650-B		0,5 (1)	42400502
PJ-B-HAE	hydraulic release device, carrier has to provide one separate hydraulic circuit for proper connection. Inclusive Hydraulic hose.		for operation w/VM-X 301/401/203	41900122
			for operation w/excavator	41900123

* Depending on suction plate. ** Value at 400 mbar low pressure.

More than 1.000 different suction plates and accessories are available, see page 68 for examples

❶ Durable surface protection by galvanizing

5

Vacuum Laying

A selection from our extensive range of suction plates

5

Suction Plates SPS for Lifting Device SH / POWERJET PJ-1650

For different jobs we recommend special suction plates.

All suction plates can be changed by means of a quick release coupling (modular principle). The carrying capacities depend on the size of the suction plate.

The Probst special foam-rubber seal is suitable for all types of materials:

- Particularly good with uneven surfaces
- Extremely durable
- Changed in a flash: take the old one off, put on the new one – finished

Type	Suction Plate Dimension mm (in)	Working Load Limit WLL* kg (lbs)	Working Load Limit WLL** kg (lbs)	Order-Number
SPS-3500(2300)-174/92	1,740 x 920 (68 1/8" x 36 1/4")	3,500 (7,700)	2,300 (5,100)	42400555
SPS-2500(1650)-143/78	1,430 x 780 (56 3/8" x 30 3/4")	2,500 (5,500)	1,650 (3,650)	52500239
SPS-1500(1000)-80/75	800 x 750 (31 1/2" x 29 1/2")	1,500 (3,300)	1,000 (2,210)	42400232
SPS-1200(800)-96/58	960 x 580 (37 3/4" x 22 3/4")	1,200 (2,650)	800 (1,760)	52500162
SPS-1010(670)-84/57	840 x 570 (33" x 22 1/4")	1,010 (2,230)	670 (1,480)	52500238
SPS-500(330)-67/40	670 x 400 (26 1/8" x 15 3/4")	500 (1,100)	330 (730)	52500002
SPS-400(260)-75/27	750 x 270 (29 1/2" x 10 3/4")	400 (880)	260 (570)	52500003
SPS-200(130)-37/37-RD	370 x 370 (14 1/2" x 14 1/2")	200 (440)	130 (285)	52500005



SH-2500-UNI-B with TRA-3500 + 2 x SPS-400

Type	Description	Working Load Limit WLL*** kg (lbs)	Order-Number
TRA-3500 Spreader Bar	For multiple use of the suction plates single plates adjustable. Suction plate turnable by 90°. Distance between centres of suction plates adjustable from max. 1,450mm to min. 560 mm.	3,500 (7,700)	42500260

More than 1.000 different suction plates are available.

* Value at 600 mbar low pressure. ** Value at 400 mbar low pressure

● Durable surface protection by galvanizing

Ask us!

We will configure your individual suction plate!

SPS-1500(1000)-80/75



SPS-1200(800)-96/58



SPS-400(260)-75/27



TRA-3500 Spreader Bar – for attachment of 2 suction plates

Thanks to use of the vacuum traverse TRA-3500, concrete slabs weighing up to 3,5 tonnes (7,700 lbs) can be lifted easily by just one person and placed down exactly where required.

It is no longer necessary to grasp under the slab – it doesn't get better or more rational than this.

A large selection of suction plates from the Probst range are available.

Accessories SH-2500 / SH-3500

Type	Description	Dead Weight kg (lbs)	Order-Number
SH-AD	Retrofit kit with Rotator	44,1 (97)	42500267

*** Caution: Take note of the carrying capacity of the vacuum-lifting device.

Kerb stone laying directly from the pallet

Working
Load Limit
150 kg/
330 lbs



BV-VARIO-150-B

JUMBO-BV-VARIO – Vacuum Kerb Stone Installation Machine

Optimum logistics: sucking, lifting, installing in one operation.

The entire block package is carried here.

- With universal mounting bracket for all common loader or stacker fork holders, alternatively fitted with hollow teeth
- "SAFESTOP": The boom cannot swing into the area of the traffic. Vital safety feature
- Extremely effortless mobile bending boom
- Hydraulically angled mast, it is always vertical, slight swinging of the boom

Type	Drive	Power (kW)	Reach (mm)	Type of jib	Length of installation mm (in)	Working Load Limit WLL* kg (lbs)	Dead-Weight kg (lbs)	Direction of folding the jib	Order-Number
JUMBO-BV-VARIO-B	Petrol engine	8.1	3,500 (137¾")	SKVA	7,000 (275½")	150 (330)	520 (1,150)	forward	52200011
JUMBO-BV-VARIO-B-XL*	Petrol engine	8.1	3,500 (137¾")	SKVA	7,000 (275½")	250 (550)	555 (1,220)	forward	52200016

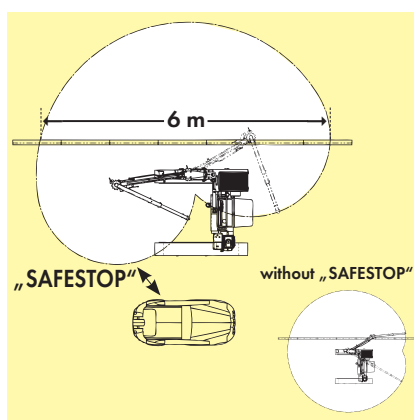
* Expected to be available as of 3rd quarter 2023

JUMBO-BV-VARIO-B-XL:

With reinforced boom, 250 kg (550 lbs) payload is possible at full extension.

NEW

**250 kg/550 lbs
Working Load Limit**



** Value at 420 mbar low pressure.

More than 1.000 different suction plates and accessories are available, see page 75 for examples

MULTIMOBIL MM-150-D – the slim all-rounder for the landscaping and civil industries



Working
Load Limit
150 kg/
330 lbs



MM-150-D with Vacum Turbine Unit VGE-230, Lifting Hose Unit, Operating Unit, Hose Cylinder Extension and Suction Plate

The slim all-rounder for landscaping – transport's concrete and natural stone elements and bulk material

The narrow laying trolley moves large loads directly to the laying location quickly and without effort. Even to places where no other vehicle can go! Due to the narrow vehicle width of only 700 mm (27½"), the MULTIMOBIL MM can also get through normal doors and thus also into private gardens!

The two interchangeable bodies can be changed easily, quickly and without tools by one person thanks to the practical body change system.

1. Interchangeable body with mast and articulated boom
2. Tilttable/interchangeable body



1. Interchangeable body with mast and articulated boom: Transport and handling of concrete and natural stone elements

Flexible platform construction, with height-adjustable mast and articulated boom, which can be equipped with a wide range of attachment tools. (see accessories page 72)

If required, the platform superstructure can be placed on supports so that the laying work can also be carried out without the chassis.

The optional counterweight set MM-GS ensures the necessary stability. A second person can thus work in parallel with the chassis and the tilting/interchangeable body.



MM-150-D with Wire Rope Hoist and Ergonomic Vacuum Control Unit VS-ERGO-SPS-50-29/22 (chassis removed)

2. Tilting / interchangeable body MM-KA:

Transport of bulk materials

Optionally available tipper body with hydraulically tipping trough, hydraulic actuated self-loading shovel, quick-change couplings for the 4 hydraulic connections and 4 telescopic supports for parking the body.



MM-KA with chassis from MM-150-D in use

Chassis of MM-150-D when changing the body MM-KA



MM-150-D with Wire Rope Hoist and EASYGRIP EXG-MAXI Border Stone Handle

MULTIMOBIL MM-150-D

Crawler chassis with Yanmar diesel engine incl. interchangeable body with mast and articulated boom..

Optional extra equipment:

Wire rope hoist 110 V.



MM-150-D

Type	Description	Type of Drive electric/ Battery kW	Type of Drive Diesel Engine kW	Driving Speed km/h (mph)	Width mm (in)	Load Extension mm (in)	Working Load Limit/WLL kg (lbs)*	Volume Hopper m³ (ft³)	Volume Shovel m³ (ft³)	Payload kg (lbs)	Dead Weight kg (lbs)	Order- Number
MM-150-D	Crawler chassis with interchangeable body with mast and articulated boom		4,9	1.6/5.2 (1.0/3.0)	700 (28)	1,700/2,100/2,600 (67/83/102)	150/85/50 (331/187/110)			400 (882)	610 (1,345)	43500031
MM-KA	Tilting/interchangeable body (dump body and self-loading shovel)							0.3 (10½)	0.05 (1¾)	450 (992)	235 (516)	43500033

* depending on the inserted load extension

Accessories for MULTIMOBIL MM

5

Vacuum Laying

The articulated boom of the platform superstructure can be extended with different attachment tools. These items are:

Attached to the electric wire rope hoist (230 V, wired):

- Mechanical grab, e.g. EASYGRIP EXG/EXG-MAXI Border Stone Handle
- Ergonomic Vacuum Control Unit VS-ERGO-SPS-50-29/22 in conjunction with SPEEDY VS as vacuum generator
- STONEMAGNET SM-600-GREENLINE/ SM-600-GREENLINE-POWER

Combined with the vacuum generator VGE-230 on the loading area:

- Vacuum Lifting Hose Units HE-35 to HE-150, Operating Valve Unit BE-Sprint-2, Ergonomic Vacuum Control Unit BE-ERGOSPRINT, Hose Cylinder Extension SZV with corresponding suction plates

Wire rope hoist

Type	Type of Drive electric/ AC (50 Hz) kW	Electric Connection/ AC (50 Hz) Voltage V	Working Load Limit/ WLL kg (lbs)	Dead Weight kg (lbs)	Order- Number
Wire rope hoist	0.78	230	200/400 (441/882)	25 (55)	43500036

Counterweights

Type	Description	Dead Weight kg (lbs)	Order- Number
MM-GS	Consisting of 4 x 60 kg individual weights. For operation on MM-GREENLINE and MM-D without crawler chassis	240 (530)	43500054

Ergonomic Vacuum Control Unit VS-ERGO-SPS-50-29/22

Type	Dimensions L x W mm (in)	Working Load Limit/ WLL -200 mbar kg (lbs)	Dead Weight kg (lbs)	Order- Number
VS-ERGO-SPS-50-29/22	290 x 220 (11 1/2 x 8 1/2)	50 (110)	11 (24)	43500025

SPEEDY VS-140/200 Vacuum Hand Laying Device

Type	Type of Drive electric/ AC (50 Hz) kW	Electric Connection/ AC (50 Hz) Voltage V	Dimensions L x W mm (in)	Working Load Limit/ WLL -200 mbar kg (lbs)	Dead Weight kg (lbs)	Order- Number
VS-140/200	1.5	230	300 x 250 (12 x 10)	50 (110)	24 (53)	52700015

Ergonomic Vacuum Control Unit VS-ERGO-SPS-50-29/22

The construction materials are sucked in with the VS-ERGO-SPS-50-29/22, lifted by a wire rope hoist, and then transported to the place to be laid and set down. The detachment is secured with a 2-fold actuation to prevent unintentional detachment. In combination with a carrier device, such as the MULTIMOBIL MM, it is a very flexible vacuum lifting device. Thanks to the ergonomic operating unit, the operator can work in a standing position, which is easy on the operators back.



Picture left:
VS-ERGO-SPS-50-29/22



Picture right:
VGE-230

Vacuum Turbine Unit VGE-230

The blower is connected to a standard household 230 V power supply. All Probst vacuum lifting hose units from HE-35 to HE-85 can thus be operated without restriction.

The vacuum lifting unit HE-150 can also be operated with suction-tight materials.

The blower unit is mounted on the MULTIMOBIL MM.

Type	Type of Drive electric/ AC (50 Hz) kW	Electric Connection/ AC (50 Hz) Voltage V	Dead Weight kg (lbs)	Order- Number
VGE-230	2.5	230	75 (165)	42101425
MM-HE-AS	Retrofit kit for HE-35 to -150 on VGE-230 for MULTIMOBIL MM			43500026

Lifting Hose Units HE

Type	Working Load Limit/ WLL -420 mbar kg (lbs)	Diameter mm (in)	Lifting Height mm (in)	Order- Number
HE-35	35 (75)	120 (4 3/4)	1,700 (67)	42100001
HE-50	50 (110)	140 (5 1/2)	1,700 (67)	42100106
HE-85	85 (185)	178 (7)	1,700 (67)	42100002
HE-150	150 (330)	230 (9)	1,500 (59)	42100132

Operating Units + Hose Cylinder Extension SZV

Type	Description	Dead Weight kg (lbs)	Order-Number
BE-SPRINT-2	for HE-35 up to HE-250	8.5 (20)	42100539
BE-ERGOSPRINT	for HE-35 up to HE-250	13.5 (30)	42101305
SZV	for HE-35 up to HE-150	3.2 (7)	42100007

Install concrete elements effortlessly and accurately



JM-VARIO-200-B

JUMBOMOBIL JM-VARIO Vacuum Slab Laying Machine – A classic, successful design, on the market for over 20 years!

All-rounder for slab laying.

- Can easily lay up to 400 square metres a day
- Newly laid, topping slabs that have not been compacted and are not moved when the JM-VARIO travels over them
- Compact transport dimensions, yet a large operating range of 4 m (157")
- Vacuum turbines powered either electrically or by petrol engine
- With knuckle boom for safe and quick installation even along house walls or around trees, light posts or similar
- **Highest Safety Standards:**
The SAFESTOP ensures that the knuckle boom jib cannot swing into the traffic area

Type	Operating Radius mm (in)	Electrical Data	Working Load Limit WLL* kg (lbs)	Dead Weight kg (lbs)	Order-Number
JM-VARIO-150-E-EU	3,900 (153½")	4 kW 50Hz 3~ D230 / Y400 V 4.8 kW 60Hz 3~ D265 / Y460 V	150 (330)	720 (1,590)	52000021
JM-VARIO-150-E-USA	3,900 (153½")	4.8 kW 60Hz 3~ YY 230 V / Y460 V	150 (330)	730 (1,610)	52000022
JM-VARIO-200-E-EU	3,000 (118")	4 kW 50Hz 3~ D230 / Y400 V 4.8 kW 60Hz 3~ D265 / Y460 V	200 (440)	730** (1,610)	52000023
JM-VARIO-200-E-USA	3,000 (118")	4.8 kW 60Hz 3~ YY 230 V / Y460 V	200 (440)	732** (1,590)	52000024
JM-VARIO-150-B	3,900 (153½")		150 (330)	720 (1,590)	52000018
JM-VARIO-200-B	3,000 (118")		200 (440)	730** (1,610)	52000020
JM-VARIO-150-E-EU*	3,900 (153½")	4 kW 50Hz 3~ D230 / Y400 V 4.8 kW 60Hz 3~ D265 / Y460 V	150 (330)	725 (1,598)	52000025
JM-VARIO-150-E-USA*	3,900 (153½")	4.8 kW 60Hz 3~ YY 230 V / Y460 V	150 (330)	725 (1,598)	52000026
JM-VARIO-200-E-EU*	3,000 (118")	4 kW 50Hz 3~ D230 / Y400 V 4.8 kW 60Hz 3~ D265 / Y460 V	200 (440)	735*** (1,620)	52000027
JM-VARIO-200-E-USA*		4.8 kW 60Hz 3~ YY 230 V / Y460 V	200 (440)	735*** (1,620)	52000028
JM-VARIO-150-B*	3,900 (153½")		150 (330)	725 (1,598)	52000029
JM-VARIO-200-B*	3,000 (118")		200 (440)	735*** (1,620)	52000030

* Expected to be available as of 3rd quarter 2023

More than 1.000 different suction plates and accessories are available, see page 75 for examples

* Value at 420 mbar low pressure.

** When working with a working capacity of 200 kg (440 lbs), the operating radius of the boom will be limited to 3,000 mm (118"). Furthermore the chassis must be loaded with counterweights (supplied by the customer).

The all-rounder



TM-150-D

TRANSMOBIL TM Installation Carrier – Transporting and laying kerb stones

A compact universal machine – transport and handling of palletized building material and vacuum installation all in one. The powerful vacuum laying unit allows the immediate installation of heavy construction elements – effortless and without physical strain.

Chassis with rubber chains for uneven terrain, combined with a vacuum hose lifter HE-150 and operating valve unit BE-Sprint-2 incl. standard suction plate with 150 kg (330 lbs) carrying capacity.

- Hydraulic mast angling in seconds
- Boom can be swung easily and the installation material positioned exactly

Type	Power	Reach mm (in)	Working Load Limit WLL of Vacuum Laying Unit* kg (lbs)	Payload kg (lbs)	Dead Weight kg (lbs)	Order- Number
TM-150-D-A-XL	Diesel engine 9,6 kW Hatz Silent Pack	3,000 (118")	150 – 250** (330 – 550)	1,500 (3,300)	approx. 1,576 (3,450)	52220012
TM-150-D-A-SILENT-XL	Diesel engine 9,6 kW Hatz Silent Pack	3,000 (118")	150 – 250** (330 – 550)	1,500 (3,300)	approx. 1,689 (3,700)	52220014
TM-150-D-A-XL***	Diesel engine 9,6 kW Hatz Silent Pack	3,000 (118")	150 – 250* (330 – 550)	1,500	1,595 (3,500)	52220015
TM-150-D-A-SILENT-XL***	Diesel engine 9,6 kW Hatz Silent Pack	3,000 (118")	150 – 250* (330 – 550)	1,500	1,710 (3,750)	52220016
TM-GGP	Essential add-on once the lifting capacity exceeds 150 kg. Installation material, such as kerb stones serve as counterweight.			250 (550)	9.2 (20)	42220070

*** Expected to be available as of 3rd quarter 2023

■ Highest Safety Standards:

The SAFESTOP ensures that the knuckle boom jib cannot swing into the traffic area

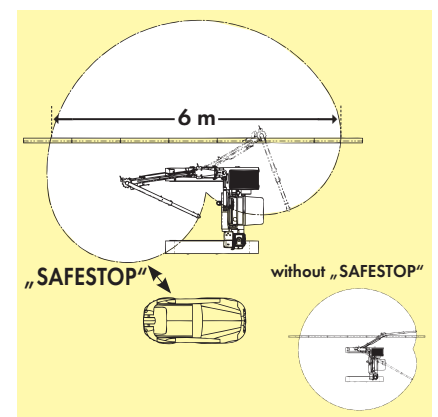
■ TM-150-D-A-XL:

with sound insulated Hatz Silent Pack diesel engine

■ TM-150-D-A-SILENT-XL:

with sound insulated Hatz Silent Pack diesel engine with additional sound proofing measures.

Noise emission < 80 dB



* With more powerful lifting hose unit, proper suction plate etc. and platform for counterweight TM-GGP upgradeable to 250 kg (550") lifting capacity when fully extended.

** With more powerful lifting hose unit, proper suction plate etc. and platform for counterweight TM-GGP upgradeable to 200 kg (441 lbs) lifting capacity when fully extended and up to 250 kg (550 lbs) at reduced outreach of 500 mm (20").

More than 1.000 different suction plates and accessories are available, see page 75 for examples

A selection from our extensive range of suction plates

Ask us!

We will configure your individual suction plate!

Suction Plates ESP

Type	Suction Plate Dimension mm (in)	Working Load Limit WLL** kg (lbs)	Order-Number
ESP-35-20/20	200 x 200 (7¾" x 7¾")	35 (75)*	42100050
ESP-50-23/23	230 x 230 (9" x 9")	50 (110)*	42100561
ESP-85-25,5/25,5	255 x 255 (10" x 10")	85 (185)*	42100051
ESP-150-31/31	310 x 310 (12¼" x 12¼")	150 (330)*	42100145
ESP-150-40/27,5	400 x 275 (15¾" x 10¾")	150 (330)*	42100116
ESP-150-50/19	500 x 190 (19¼" x 7½")	150 (330)*	52300019
ESP-150-92,4/13,4	924 x 134 (36½" x 5¼")	150 (330)*	52300008
ESP-150-100/12,4	1000 x 124 (39¼" x 5")	150 (330)*	52300007
ESP-200-33/33	330 x 330 (13" x 13")	200 (440)*	42100331
ESP-250-40/40	400 x 400 (15¾" x 15¾")	250 (550)*	42100054


ESP-150-31 /31



Angeled Suction Plates WSP

Type	Suction Plate Dimension mm (in)	Working Load Limit WLL** kg (lbs)	Order-Number
WSP-150-52/15-12-98° ①	520 x 150 - 120 (20½" x 6" - 4¾")	150 (330)*	52500184
WSP-150-70/8-11-143°	700 x 80 - 110 (27½" x 3¼" - 4¼")	150 (330)*	42100238
WSP-150-70/11-17-143°	700 x 110 - 170 (27½" x 4¼" - 6¾")	150 (330)*	42100126
WSP-150-85/7-7-135°	850 x 70 - 70 (33½" x 2¾" - 2¾")	150 (330)*	52300018
WSP-150-70/13-10-143°	700 x 130 - 100 (27½" x 5" - 4")	150 (330)*	52500131
WSP-150-90/10-14-93° ①	900 x 100 - 140 (35½" x 4" - 5½")	150 (330)*	52300033

WSP-150-52/15-12-98°



Multiple Suction Plates MSP

Type	Suction Plate Dimension mm (in)	Number of suction plates Pcs	Working Load Limit WLL** kg (lbs)	Order-Number
MSP-3-S-150-3x22Rd ①	oval 220 (8¾")	3	150* (330)	42101192

MSP-3-S-150-3x22RD



Multiple Suction Plates MFS

Type	Suction Plate Dimension mm (in)	Number of suction plates Pcs	Working Load Limit WLL** kg (lbs)	Order-Number
MFS-150-7-S-15Rd ①	oval 150 (6")	7	150* (330)	42101500
MFS-150-7-V-15Rd ①	oval 150 (6")	7	150* (330)	42101501

MFS-150-7-V-15Rd



NEW

① Durable surface protection by galvanizing
* Value at 420 mbar low pressure

** Please note: To ensure that the detachment safety device functions properly, suction plates with a lower load capacity than the lifting unit HE allows must not be used. The use of suction plates with a higher load capacity than that of the lifting unit is permitted.

Vacuum Hose Lifter Components

5

Vacuum Laying

Lifting Hose Units HE

For use with JUMBOMOBIL JM, JUMBO BV, TRANSMOBIL TM, MULTIMOBIL MM, Jumbo Travelling Crane JWK or on any other crane carrier.

(Application of lifting hose unit HE-250 is permissible at stationary crane facilities only, not to be operated with JUMBOMOBIL, JUMBO-BV and TRANSMOBIL TM).

Consists of:

- Rotational Device and quick coupling, 2 inch
- Lifting hose unit with protective fabric as well as a flange for fitting onto the operating valve unit
- Available optionally for HE-150/200/250: reinforced belt stay with buckle

Type	Working Load Limit WLL** kg (lbs)	Diameter Lifting Hose mm (in)	Lifting Height mm (in)	Order-Number
HE-35	35 (75) *	120 (4¾")	1,700 (67")	42100001
HE-50	50 (110) *	140 (5½")	1,700 (67")	42100106
HE-85	85 (185) *	178 (7")	1,700 (67")	42100002
HE-150	150 (330) *	230 (9")	1,500 (59")	42100132
HE-200	200 (440) *	250 (9¾")	1,500 (59")	42101114
HE-250	250 (550) *	300 (11¾")	1,500 (59")	42101115
If necessary: roller suspension for C-beam				42200042



HE-35 – HE-250



BE-ERGOSPRINT on TRANSMOBIL TM

Ergonomic Vacuum Control Unit BE-ERGOSPRINT – Picking up and laying in an upright posture

The ergonomic operating valve unit for mounting on all HE lifting units and vacuum hose lifters, including JUMBOMOBIL JM-VARIO, TRANSMOBIL TM and MULTIMOBIL MM.

- No more bending over when picking up, moving and laying the concrete element
- Control of suction and release via rotary handle on the right handle
- Handle can be locked in the uppermost position
- Greater safety clearance to paving material

Type	For use with	Dead Weight kg (lbs)	Order-Number
BE-ERGOSPRINT	HE-35 up to HE-250	13.5 (30)	42101305

* Value at 420 mbar low pressure

** Caution: Take note of the working load limit of the crane equipment

Operating Valve Unit BE-SPRINT-2

- For direct coupling onto the lifting unit HE
- Consists of: Main body with handle 500 mm (20") long, fixing screw for adjusting the hovering position, safety gauge

Type	For use with	Order-Number
BE-SPRINT-2	HE-35 up to HE-250	42100539



BE-SPRINT-2



SZV

Hose Cylinder Extension SZV

- Only to be used as and when required to enable ergonomic working conditions, at certain heights
- Length 300 mm (12")
- Consists of: Vacuum pipe with quick fasteners and transmission bar for the steering of the operating valve unit

Type	For use with	Dead Weight kg (lbs)	Order-Number
SVZ	HE-35 up to HE-150	3.2 (7)	42100007
SVZ-250	HE-200 up to HE-250	5.8 (15)	42100008

Quick Change Device SWV-HE – Easy suction plate changing with a twisting motion

The SWV-HE quick change device greatly simplifies suction plate changing on the construction site, which is often required.

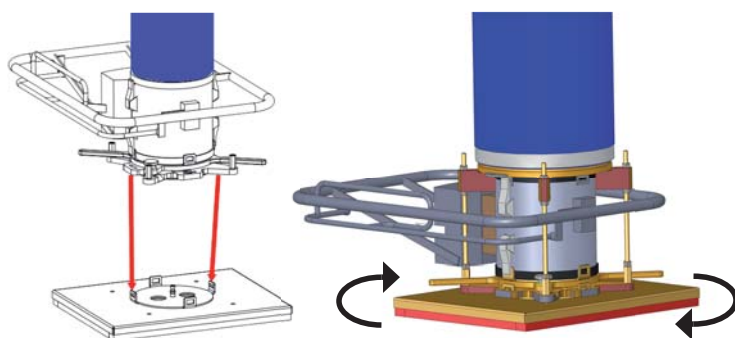
- Faster suction plate changing with a simple twisting motion
- Suitable for all lifting hose units from HE-35 to HE-250
- Easy operation, no inconvenient screwing of adapters required
- Operating errors no longer possible
- When using lifting hose units HE-200 and He-250, the lifting hose unit is fitted directly to the SWV-HE quick change device by means of 4 tension rods (threaded rods)

Type		Working Load Limit WLL kg (lbs)	Dead Weight kg (lbs)	Order-Number
SWV-HE ^❶	Quick Change Device	250 (550)	3.8 (8)	42101026

^❶ Durable surface protection by galvanizing



SWV-HE





6

Laying of Landscaping Elements



Efficient laying of kerb stones

Kerb Stone Handles BZ – manageable, lightweight, gripping across

- Laying concrete and natural stone kerbing, including variable lengths. The plump line remains completely free through a short intervening
- Interchangeable, light coloured, non-staining rubber clamping jaws

Type	Gripping Range* W mm (in)	Inside Height E mm (in)	Gripper Length L mm (in)	Working Load Limit WLL kg (lbs)	Dead Weight kg (lbs)	Order-Number
BZ ①	0 – 400 (0 – 15¾")	200 (7¾")	150 (6")	150 (330)	3.8 (8)	53200084
Spare Rubbers BZ, per piece, loose						43200006
Spare Rubbers BZ, 1 pieces in plastic bag						43200115



Universal Handle BVZ – one tool for all!

- Universal, fits practically every design element employed in the field of urban, open and green space construction
- With pin bolts to adjust the opening width
- Interchangeable rubber clamping jaws

Type	Gripping Range* W mm (in)	Inside Height E mm (in)	Gripper Length L mm (in)	Working Load Limit WLL kg (lbs)	Dead Weight kg (lbs)	Order-Number
BVZ ①	0 – 550 (0 – 21¾")	210 (8¼")	200 (7¾")	200 (440)	11.5 (25)	53200020



* Gripping range indicates the minimum and maximum element dimensions, which can be picked-up with this grab.



BZ

Kerb Stone Clamp VZ-M-UNI

Fully mechanical operation for use with any wheel loader, excavator or other carriers.

- Specially designed for the installation of approx. 1 m (39") long elements, such as kerb stones
- With handle to provide optimal guidance
- Equipped with automatic release (refer to page 85)

Type	Gripping Range* W mm (in)	Working Load Limit WLL kg (lbs)	Dead Weight kg (lbs)	Order-Number
VZ-M-UNI ①	900 – 1,065 (35½" x 42")	300 (660)	21 (45)	53100275



BVZ

Laying Clamp VZ – easy to carry, lightweight

VZ-I: Primarily intended for manual placement; lengthwise gripping for kerb stones, lightweight slabs, etc.

VZ-II: Ideal for manual or mechanical installation of larger slabs

Type	Gripping Range* W mm (in)	Inside Height E mm (in)	Gripper Length L mm (in)	Working Load Limit WLL kg (lbs)	Dead Weight kg (lbs)	Order-Number
VZ-I ①	500 – 1,045 (19¼" – 41¼")	40 (1½")	100 (4")	100 (220)	11 (25)	53100140
VZ-II ①	700 – 1,000 (27½" – 39¼")	50 (2")	200 (7¾")	300 (660)	25 (55)	53100141

① Durable surface protection by galvanizing

The move accelerators for border stones, block steps & wall elements

Concrete Step Handles TSZ-UNI – much more than a step handle

The mechanical all-round clamp; not only for steps, but also for moving all landscape elements with the aid of an excavator or loader. Simply attach the unit to a hoist chain.

- Alternating “on-off” switching with Probst’s indestructible automatic release simplifies your work: No user required to switch from “grip” to “release” (refer to page 85)
- Large gripping range can be adjusted quickly with spring-loaded bolt
- Height adjustable support HVA-FTZ/TSZ (optional)
- Cost-effective, highly wear resistant rubber grippers that can be easily replaced as plug-in components

TSZ-MAXI with HVA-FTZ/TSZ



TSZ-UNI-WB-SQ



TSZ-UNI with HVA-FTZ/TSZ

Type	Gripping Range* W mm (in)	Inside Height E mm (in)	Gripper Length L mm (in)	Working Load Limit WLL kg (lbs)	Dead Weight kg (lbs)	Order- Number
TSZ-UNI ❶	50 – 600 (2 – 23½")	185 (7¼")	350 (13¾")	600 (1,320)	32 (70)	53100338
TSZ-UNI-WB-SQ ❶	50 – 550 (2 – 21¾")	210 (8¼")		600 (1,320)	5.58 (10)	43101384
TSZ-MAXI ❶	850 – 1,100 (33½ – 43¼")	185 (7¼")	350 (13¾")	600 (1,320)	35 (75)	53100364
Adjustable Height Stop HVA-FTZ/TSZ. Adjustable range approx. 50 – 140 mm (2 – 5½")						43100867



TSV

Concrete Step Handles TSV – ideal for manual and mechanical operation

Whether there is enough space to use the mini-digger is often determined only on site, so flexible tools are advantageous.

- With lifting eyelet for every hoist
- Equipped with a manual carrying and guide handle for operation by two workers
- Handle can be turned 90° if required
- Equipped with automatic release (refer to page 85)

Type	Gripping Range* W mm (in)	Inside Height E mm (in)	Gripper Length L mm (in)	Working Load Limit WLL kg (lbs)	Dead Weight kg (lbs)	Order- Number
TSV ❶	70 – 500 (¾ – 19¾")	125 (5")	200 (7¾")	250 (550)	19 (40)	53100435

❶ Durable surface protection by galvanizing

* Gripping range indicates the minimum and maximum element dimensions, which can be picked-up with this grab.

A firm grip on construction materials – Easy and safe

EASYGRIP EXG Border Stone Handle – small, lightweight, easy to handle but nonetheless ultra-strong

EASYGRIP EXG is a mechanical grab suitable for handling parallel, plane and non-conical concrete elements, such as border stones, slabs, block steps and kerb stones.

- The compact and lightweight EASYGRIP EXG can be attached to a carrier (loading crane, mini-excavator etc.) by means of hoisting belts or chains. Thus just one person is able to operate the grab mechanically
- The grab comes with two handles and thus is also suitable for a two-man manual operation

EXG-MAXI: with larger gripping range and height-adjustable support as standard.



EXG

Type	Gripping Range* W mm (in)	Inside Height ** E mm (in)	Gripper Length L mm (in)	Working Load Limit WLL kg (lbs)	Dead Weight kg (lbs)	Order- Number
EXG ❶	0 – 300 (0 – 11¾")	145 – 195 (5¾ – 7¾")	235 (9¼")	550 (1,210)	12.4 (25)	53100370
EXG-❶ MAXI	0 – 400 (0 – 15¾")	165 – 215 (6½ – 8½")	235 (9¼")	600 (1,320)	16 (35)	53100392

** depending on gripping range



TG-5/12

TG-5/12 + TG-HGV

TWISTGRIP TG Kerb and Strip Stone handle – Powerful grip with a simple turn of the handle

Basic model TG-5/12: virtually provides kerb and border stones with a "handle".

- Can be set to any grip width from 5 to 12 cm (2 to 4¾") in seconds, without using a tool
- It takes only 2.5 turns to achieve a full working load limit of 80 kg (175 lbs)
- Compact dimensions, low machine weight
- Non-damaging grip thanks to highly wear-resistant, replaceable rubber elements

Extension module TG-HGV:

Handle extension for retro-fitting

- Depending on the situation, achieves even better ergonomic position
- Light as a feather, thanks to aluminium and wood

Type	Gripping Range* W mm (in)	Working Load Limit WLL kg (lbs)	Dead Weight kg (lbs)	Order-Number
TG-5/12 ❶	50 – 120 (2 – 4¾")	80 (175)	3.0 (7)	53200102
TG-HGV ❶	Retro-fitted handle extension		0.4 (1)	43200108

* Gripping range indicates the minimum and maximum element dimensions, which can be picked-up with this grab.

For even the biggest blocks

Grab for Prefabricated Concrete Products FTZ – powerful and secure handling of heavy elements

Strictly mechanical operation; no coupling of leakage-prone hydraulic lines. Simply hook on the lifting gear and get going.

- Alternating "on-off" switching with Probst's indestructible automatic release simplifies your work: No user required to switch from "grip" to "release" (refer to page 85)
- Easy-opening width adjustment with spring-loaded bolt
- Optional: Height adjustable support HVA-FTZ/TSZ (not applicable to FTZ-I / BB)
- Cost-effective, highly wear resistant rubber grippers that can be easily replaced as plug-in components
- Can also be mounted on the loader with a hydraulic rotator (links and rotators optional)



FTZ-UNI-15



FTZ-UNI-50

The right clamp for any challenge

FTZ-I: Handy, compact clamp

FTZ-UNI: Universal series with large gripping range and various carrying capacities

FTZ-MAXI: As FTZ-UNI but with a very large gripping range

FTZ-BB: designed kerb stones with high concave section for bus stops („Kassel Kerb“)

Type	Gripping Range* W mm (in)	Inside Height E mm (in)	Gripper Length L mm (in)	Working Load Limit WLL kg (lbs)	Dead Weight kg (lbs)	Order-Number
FTZ-I ①	50 – 520 (2 – 20½")	170 (6¾")	420 (16½")	900 (1,980)	55 (120)	53100120
FTZ-UNI-15 ①	0 – 750 (0 – 29½")	255 (10")	420 (16½")	1,500 (3,300)	88 (195)	53100256
FTZ-UNI-25 ①	0 – 750 (0 – 29½")	255 (10")	420 (16½")	2,500 (5,500)	119 (260)	53100313
FTZ-UNI-50 ①	0 – 850 (0 – 33½")	200 (7¾")	720 (28¼")	5,000 (11,000)	245 (540)	53100362
FTZ-MAXI-25 ①	200 – 1,200 (7¾ – 47¼")	255 (10")	420 (16½")	2,500 (5,500)	132 (290)	53100344
FTZ-MAXI-50 ①	400 – 1,250 (15¼ – 49¼")	240 (9½")	720 (28¼")	5,000 (11,000)	260 (570)	53100363
FTZ-BB ①	50 – 480 (2 – 19")	290 (11½")	420 (16½")	900 (1,980)	60 (130)	53100202
Adapter for Kassel Kerb Stone A-FTZ-KB for FTZ-UNI-15 to extend gripping depth on one side to 290 mm (11½")						43100575
Adjustable Height Stop HVA-FTZ/TSZ for all versions of FTZ-UNI/MAXI/MULTI and TSZ-UNI. Adjustable range TSZ-UNI/MAXI approx. 55 – 140 mm (2¼ – 5½"). Adjustable range FTZ-UNI/MAXI-25 and FTZ-UNI/MULTI-15 approx. 120 – 255 mm (4¾ – 10"). FTZ-UNI-50 approx. 55 – 155 mm (2¼ – 6"). FTZ-MAXI-50 approx. 55 – 195 mm (2¼ – 7¾").						43100867

* Gripping range indicates the minimum and maximum element dimensions, which can be picked-up with this grab.

① Durable surface protection by galvanizing



FTZ-MAXI-50

The modular system for multifunctional applications

Grab for Prefabricated Concrete Products FTZ-MULTI – the Quick-Change Artist

A single clamp top with screw-on grippers for the broadest range of tasks. Maximum application options due to large gripping range with low acquisition costs.

- It is possible to equip the basic unit with different grippers:
 - WB-G-42:** Short rubber grippers for individual elements
 - WB-G-120:** Long rubber grippers for block layers
 - WB-SQ:** Special interlocking steelfinger grippers allow for safe installation of roughly-cut ashlar rocks.
- With integrated chain guard.



FTZ-MULTI-15 with WB-SQ

Type	Gripping Range* W mm (in)	Inside Height E mm (in)	Gripper Length L mm (in)	Working Load Limit WLL kg (lbs)	Dead Weight kg (lbs)	Order- Number
FTZ-MULT-15 Basic Device ❶				1,500 (3,300)	98 (215)	53100348
FTZ-MULTI-15- WB-G-42 (pair) ❶	200 – 1,250 (7¾ – 49¼")	255 (10")	420 (16½")		15 (35)	43100942
FTZ-MULTI-15- WB-G-120 (pair) ❶	200 – 1,250 (7¾ – 49¼")	255 (10")	1,200 (47¼")		46 (100)	43100943
FTZ-MULTI-15- WB-SQ (pair) ❶	200 – 1,200 (7¾ – 47¼")	300 (11¾")			33 (75)	43100941

* Gripping range indicates the minimum and maximum element dimensions of building materials, which can be picked-up with this grab



FTZ-MULTI-15 with WB-G-42 + HVA



FTZ-MULTI-15 with WB-G-120

Grab for Prefabricated Concrete Products FTZ-MULTI-15-D – with even larger inside height

The FTZ-MULTI-15-D basic device can be fitted with the same grippers suitable for the FTZ-MULTI-15 (see description above), yet with a modified gripping range (see adjacent table).

Type	Gripping Range* W mm (in)	Inside Height E mm (in)	Gripper Length L mm (in)	Working Load Limit WLL kg (lbs)	Dead Weight kg (lbs)	Order- Number
FTZ-MULT-15-D Basic Device ❶				1,500 (3,300)	140 (310)	53100393
FTZ-MULTI-15- WB-G-42 (pair) ❶	0 – 750 (0 – 29½")	540 (21¼")	420 (16½")		15 (35)	43100942
FTZ-MULTI-15- WB-G-120 (pair) ❶	0 – 750 (29½")	540 (21¼")	1,200 (47¼")		46 (100)	43100943
FTZ-MULTI-15- WB-SQ (pair) ❶	0 – 700 (27½")	585 (23")			33 (75)	43100941



FTZ-MULTI-15-D with WB-G-42 + HVA

* Gripping range indicates the minimum and maximum element dimensions of building materials, which can be picked-up with this grab

❶ Durable surface protection by galvanizing

Grab for Angular Concrete Products WEZ – so that the element sits flush and level in the concrete bed on the first attempt

Who isn't familiar with this scenario: elements are crooked when resting in the shipping strap, so when installed they do not sit flush in the concrete bed. Until now, the only choices were either time-consuming hammering in place or subsequent complaints. Enough of that! The WEZ installs all common elements in their proper position with a level base.

- Non-marking grey rubber gripping pads
- Lifting eye for attaching to crane hook. Can be adjusted to the center of gravity of all prevalent products being lifted to let it hang vertically

WEZ-2 / WEZ-6

- With a dual sliding suspension mounting
- Also suitable for installing T-walls
- Alternating "on-off" switching with Probst's indestructible automatic release simplifies your work: No user required to switch from "grip" to "release" (see below)
- Highly durable and exchangeable rubber grippers

WEZ-06

NEW

- Possibility of repositioning to compensate for the centre of gravity of the gripping material
- "Switching" of gripping and releasing via the suspension
- Grey interchangeable profile rubber strip



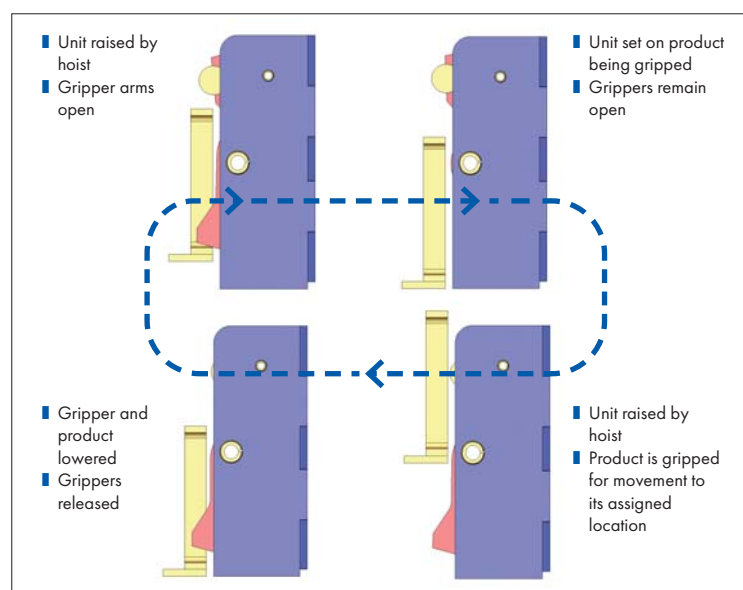
WEZ-2



WEZ-06



Type	Gripping Range W mm (in)	Working Load Limit WLL kg (lbs)	Dead Weight kg (lbs)	Order- Number
WEZ-06 ①	116 – 120 (4½ – 4¾")	600 (1,323)	14 (31)	53100438
WEZ-2 ①	50 – 250 (2 – 9¾")	2,000 (4,400)	55 (120)	53100347
WEZ-6 ①	50 – 300 (2 – 11¾")	6,000 (13,200)	160 (355)	53100375



The heart of many mechanical Probst grabs – the proven and simple automatic release WA

When the grabs are initially raised, they remain locked in the open position for placement onto the product being gripped by the hoist. When the hoist is again raised, the claws are released to grip the product.

- Advantage: No operators required to switch between "grip" and "release"
- Maintenance-free operation without the need for springs which are subject to wear

① Durable surface protection by galvanizing

Move landscape contracting elements quickly and efficiently

Stone Pillar Grab SLS – ingeniously simple, easy to use, lightweight and safe

- Particularly well suited for use with roughly-cut granite columns
- Securely anchored to the horizontal column with a few turns of a crank
- Automatic re-tensioning of the rubber grippers when erecting for maximum industrial safety
- The lifting eye can be adjusted to the center of gravity of the product being lifted to let it hang vertically
- Double-sided, non-marking rubber grippers, thus no claw marks or scratches on pillars and palisades



SLS-8/20-G-VA

Type	Gripping Range* W mm (in)	Working Load Limit WLL kg (lbs)	Dead Weight kg (lbs)	Order-Number
SLS-8/20-G-VA ❶	80 – 200 (3¼ – 7¾")	300 (660)	12.1 (25)	53100409



PVZ-V

Column Handles PVZ-V – for round and rectangular palisades

- Length-independent clamping
- Manual, two-man carrier handles
- Problem-free, precise, tightly packed installation
- Adjustable grip width

Type	Gripping Range* W mm (in)	Gripper Length L mm (in)	Working Load Limit WLL kg (lbs)	Dead Weight kg (lbs)	Order-Number
PVZ-V ❶	100 – 305 (4 – 12")	80 (3¼")	150 (330)	8 (20)	53200031

❶ Durable surface protection by galvanizing

* Gripping range indicates the minimum and maximum element dimensions, which can be picked-up with this grab.


Hollow Slop Block Handles FSZ-M – not merely for hollow core slope retainers, but also for drain elements and U stones etc.

- Can be attached to hoists or can be carried by two workers
- Depending on the space available at the site, the handle can be rotated by 90°
- Large adjustment range for general use
- With automatic release (refer to page 85)



FSZ-M

Type	Gripping Range* W mm (in)	Working Load Limit WLL kg (lbs)	Dead Weight kg (lbs)	Order-Number
FSZ-M ❶	180 – 580 (7 – 22¾")	250 (550)	16 (35)	53200002



RGV-9/9



Turf Stone Laying Clamp RGV-9/9

Laying Clamp for Turf Stones, versatile due to exchangeable adaptors.

- RGV-9/9 fits Turf Stones 60 x 40 cm (24 x 16"), hole dim. 9 x 9 cm (3½ x 3½")
- Installs 1 to 5 units at once
- Alternating "on-off" switching with Probst's indestructible automatic release simplifies your work: No user required to switch from "grip" to "release" (refer to page 85)
- Lifting eye, handle, turnable by 90°
- Screwable adaptors – not compatible with Concrete Step Handles TSV

Type	Description	Gripping Range* W mm (in) depending on adaptors	Working Load Limit WLL kg (lbs)	Dead Weight kg (lbs)	Order- Number
RGV-9/9 ❶	Complete unit, RGV+RGV-AS-9/9	300/500 (11¾ – 19¾")	250 (550)	21 (45)	53100436
RGV-AS-9/9 ❶	Adaptors for 9 x 9 cm		250 (550)	5 (10)	43101153
RGV-UA ❶	Universal adapter for hole dimensions 150 / 200 / 256 / 300 / 331 / 400 mm (6 / 7¾ / 10 / 11¾ / 13 / 15¾")		250 (550)	6.8 (15)	43101730

For an enquiry concerning the required adapter set, please send us a dimensioned drawing of the block used.

❶ Durable surface protection by galvanizing

* Gripping range indicates the minimum and maximum element dimensions, which can be picked-up with this grab.

Be it a boulder or a cable channel – with the right handles, installation goes twice as fast

Manual Boulder Grab H-FVZ-UNI – and suddenly the boulder is lighter

- Comfortable and safe transport and installation of boulders and stone blocks with millimetre precision
- Tool-free adjustment to any stone size
- With lifting eye for hoists

Type	Gripping Range * W mm (in)	Working Load Limit WLL kg (lbs)	Dead Weight kg (lbs)	Order-Number
H-FVZ-UNI ①	0 – 600 (0 – 23½")	200 (440)	18 (40)	53200086



Mechanical Boulder Grab FVZ-UNI

During alignment, the gripper arm may sometimes become caught under the stone being installed. With the new chain realignment offered by the FVZ-UNI, the support chain is simply switched over. This automatically opens the gripper when lifting, and the pinched arm can be drawn out.

Type	Gripping Range * W mm (in)	Working Load Limit WLL kg (lbs)	Dead Weight kg (lbs)	Order-Number
FVZ-UNI	0 – 950 (0 – 37½")	1,500 (3,300)	99 (220)	53100272

Cable Channel Clamp KKV – always grips from the inside, saving space

KKV-200

- Mechanically gripping; can be used with any hoist
- Basic unit without steel grippers
- With automatic release (refer to page 85)
- A variety of adapters with steel claws to cover the entire gripper range between 185 and 565 mm (7¼ and 22¼") are optionally available



KKV-8/14 and KKV-20/30

- Can be attached to hoists (KKV-8/14 and KKV-20/30) or can be carried by two workers (KKV-8/14)
- Depending on the space available at the site, the handle can be rotated by 90° (KKV-8/14)

Type	Gripping Range * W mm (in)	Gripper Length L mm (in)	Working Load Limit WLL kg (lbs)	Dead Weight kg (lbs)	Order-Number
KKV-200 ①			500 (1,100)	50 (110)	53100423
KKV-8/14 ①	80 – 140 (3¼ – 5½")	270 (10¾")	100 (220)	12 (25)	53100061
KKV-20/30 ①	200 – 300 (7¾ – 11¾")	120 (4¾")	150 (330)	5.5 (10)	53100420

① Durable surface protection by galvanizing

The “packhorses” on 2 wheels for slab laying

EASYLIFT EL-SIMPLE Slab Handling Device – small, light and exceptionally gentle on the back

- The “packhorse” on 2 wheels for easy slab laying.
- User-friendly and handy device for seamless slab laying
 - For optimal posture when working. Through the lever effect, even heavy slabs can be laid without great effort
 - The special wheel design makes the EASYLIFT EL-SIMPLE extremely manoeuvrable
 - Solid design, indestructible
 - Collapsible, thus space-saving in transit

Type	Gripping Range* W mm (in)	Working Load Limit WLL kg (lbs)	Dead Weight kg (lbs)	Order- Number
EL-SIMPLE	300 – 600 (11¾ – 23½")	80 (175)	11.7 (25)	51100017



EL-SIMPLE



* Gripping range indicates the minimum and maximum element dimensions, which can be picked-up with this grab.

Efficient aid for everything to do with laying kerb stones

Hydraulic Laying Clamp VZ-H-UNI – The all-rounder for virtually all elements

- Kerb stones can be gripped lengthways or across depending on the space conditions
- Special jaws for rocks, turf stones and similar, easy and quick to attach
- Use generally on diggers or laying machines with a hydraulic rotary head



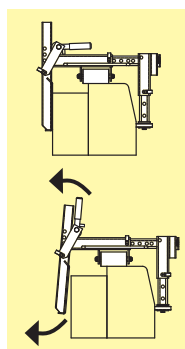
VZ-H-UNI-KV

Type	Specification	Gripping Range mm (in)	Working Load Limit WLL kg (lbs)	Dead Weight kg (lbs)	Order-Number
VZ-H-UNI-KV Full version	incl. clamping unit, 1 set of rubber grippers and 1 set of steel finger grippers, continuous rotator, suspension, set of hydraulic hoses	45 – 1,560 (1¾ – 62½)	500 (1,100)	170 (375)	51600031-002
VZ-H-UNI-FG ●	Rock grippers (in pairs)		500 (1,100)	25 (55)	41600160
VZ-H-UNI-RG ●	Gripping adapter for grass stones and large-seized slabs (in pairs)		500 (1,100)	29 (65)	41600176
VZ-H-UNI-GBL ●	Rubber gripper with larger inside height			4,5 (10)	41600151

VZ-H-UNI-FG



VZ-H-UNI-RG



GR-150

Slipform for Concrete Backfill of Kerbs GR-150 – standardized backfill in minutes

The GR puts an end to laborious backfill work on the construction site. DIN 18318 mandates slip formed backfill.

- Cam lever releases and tightens casing sheet
- Can be adjusted to all conventional kerb stones
- Tamper included as standard

Type	Length of form sheet mm (in)	Thickness of backfill mm (in)	Thickness of kerb stones mm (in)	Dead Weight kg (lbs)	Order-Number
GR-150 ●	1,500 (59")	150 (6")	80 – 200 (3¼ – 7¾")	32 (70)	51000066
KS-GR-150 ●	Link rod for slipform			1.3 (3)	41000241

● Durable surface protection by galvanizing

GUTTERFIX RF-H Screeding System for lean concrete – perfect gutter bedding

Professional tool for roadwork. Eliminates time consuming conventional removal with shovels.

- Ball-bearing mounted rollers for ease of adjustment and accuracy
- Adjustable to all conventional kerb stone thicknesses and heights

Type	Working Width max. mm (in)	Suitable for Kerb Thickness mm (in)	Ground Level from Top of Kerb mm (in)	Dead Weight kg (lbs)	Order- Number
RF-H ❶	max. 500 (19¾")	120 – 200 (4¾" – 7¾")	70 – 300 (2¾" – 11 ¾")	13 (30)	51000064



RF-H



BP

Type	Working Width mm (in)	Inside Height mm (in)	Dead Weight kg (lbs)	Order- Number
BP ❶	270 (10¾")	195 – 335 (7¾" – 13 1/4")	15 (33)	51000099

NEW

BOBPLAN BP Pulling aid for the concrete subgrade – prepare the concrete bed for kerbs quickly and easily

The concrete subgrade is removed to a length of approx. 1.20 m for the kerbstones to be placed subsequently.

There are two folding handles for pushing the unit forward.

This means that the BOBPLAN BP can be operated by only one person. The concrete planer is guided on both sides by 3 adjustable guide rollers.

- Can be folded into a compact transport position
- Convenient carrying handle (also for securing the folding up in the transport position)
- No loose parts during transport
- Infinitely adjustable pull-off pusher
- With 3 guide rollers

7

Handling of Concrete Barriers



Safely Grip and Position Barrier Walls

Concrete Highway Divider Clamp BSZ-KH-6.0 – Ingenuously Simple and Mechanical

With this mechanical grab barrier walls can be gripped absolutely safe without leaving any marks on the concrete elements. Even densely stacked asymmetrically elements can be lifted and installed easily due to the slim design of gripper arms. Thus more barrier elements can be loaded and transported on the truck, which results in a considerable reduction in costs!

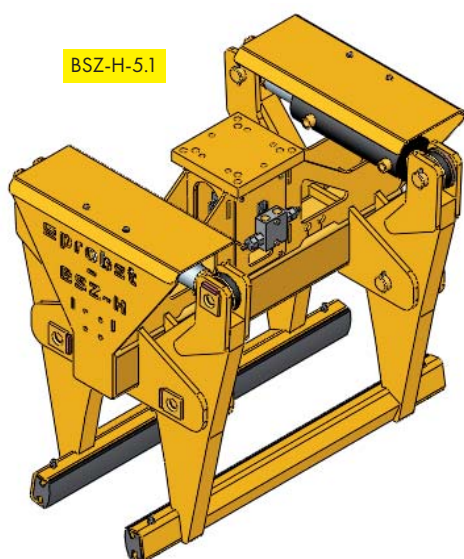
- High rationalisation of staff costs
- Rapid repetitive sequences
- Fully automatic trip mechanism for switch-over from „full“ to „empty“ (refer to page 85)
- Leaves no black marks



BSZ-KH-6.0

Type	Gripping Range* W mm (in)	Working Load Limit WLL kg (lbs)	Dead Weight kg (lbs)	Order-Number
BSZ-KH-6.0	150 – 210 (6 – 8¼")	6,000 (13,200)	460 (1,010)	53100411

The use of additional element types must be tested, and this can be requested.



BSZ-H-5.1

Hydraulic Concrete Highway Divider Clamp BSZ-H

Suitable for gripping and transporting single-sided and double-sided barrier walls of the type "New Jersey" in connection with any carrier machine such as diggers or truck loading cranes.

- Slim design for picking up closely arranged elements
- Equipped with a hydraulic accumulator for perfectly reliable gripping

Type	Element	Working Load Limit WLL kg (lbs)	Dead Weight kg (lbs)	Order-Number
BSZ-H-2.0	DB 50 + DB 65 S	2,000 (4,400)	235 (520)	56400003
BSZ-H-5.1	DB 80, DB 80 AS, DB 80 AS-A, DB 80 AS-E, DB 80 AS-F, DB 80 AS-R, DB 80 E, DB 80 F, DB 100, DB 100 AS-R, DB 100 S	5,100 (11,200)	400 (880)	56400002

The use of additional element types must be tested, and this can be requested.

* Gripping range indicates the minimum and maximum element dimensions, which can be picked-up with this grab.

Grab for Prefabricated Concrete Products FTZ-GBA – Move Protective Wall Elements Effectively

With the FTZ-GBA grab for prefabricated products, you can move special protective wall elements quickly and effectively with parallel or specially formed side faces.

- Cost savings through short cycle times
- With suspension bolt for lifting device
- Fully automatic trip mechanism for switch-over from „full“ to „empty“ (refer to page 85)
- Exchangeable rubber grippers

FTZ-GBA



Type	Gripping Range* W mm (in)	Inside Height E mm (in)	Gripper Length L mm (in)	Working Load Limit WLL kg (lbs)	Dead Weight kg (lbs)	Order-Number
FTZ-GBA ①	150 (6")	255 (10")	1,200 (47 1/4")	2,600 (5,700)	120 (265)	53100356

FTZ-GBA-S



Grab for Prefabricated Concrete Products FTZ-GBA-S – for Special Protective Wall Elements

Essentially designed as FTZ-GBA (see above) but specific design principally for Swedish guide wall elements GPLINK 1.5 and GPLINK 2.0. Equipped with interlocking steel profile clamp.

- With suspension bolt for lifting device
- Fully automatic trip mechanism for switch-over from „full“ to „empty“ (refer to page 85)

Type	Gripping Range* W mm (in)	Inside Height E mm (in)	Gripper Length L mm (in)	Working Load Limit WLL kg (lbs)	Dead Weight kg (lbs)	Order-Number
FTZ-GBA-S ①	240 (9 1/2")	295 (11 1/2")	1,200 (47 1/4")	2,900 (6,400)	119 (260)	53100356-001

① Durable surface protection by galvanizing

* Gripping range indicates the minimum and maximum element dimensions, which can be picked-up with this grab.



8

Civil Engineering: Manhole and Pipe Laying

Time Saving in Pipe Handling

Concrete Pipe Lifter RVD-4,5-ECO – now with an attachment option for hydraulic rotary gears such as rotators and tilt rotators

By means of the mechanical clamping mechanism pipes cannot slip off thus accurate placement can be easily effected.

- It is possible to mount an additional rotator or tilt rotator.
- Revised, compact design
- Mandrel with plastic plate on the underside to gently push the pipe into the correct gap after installation
- Increased working load limit of 4,500 kg (9,900 lbs)
- Easier pipe handling in the trench lining thanks to an optimised mandrel (compact dimensions)
- With fork sleeves for transportation with fork arms
- **Flexible:** The pipe lifter RVD-4,5-ECO can be simply attached to any excavator via the integrated, universal flange plate, using a quick-hitch coupling (not included in scope of delivery)
- **Simple to use:** autonomous, simple pick-up of the pipe lifter through the driver of the excavator, requires no mounting procedure, short training time for employees
- **Safe:** no personal needed for pick-up and put down the pipes, thus heavy reduction in potential hand-injuries



Type	Inner Pipe Diameter mm (in)	Maximum Length of Pipes mm (in)	Working Load Limit WLL kg (lbs)	Dead Weight kg (lbs)	Order-Number
RVD-4,5-ECO	400 – 1,200 (15¾ – 47¼")	3,000 (118")	4,500 (9,900)	approx. 662 (1,460)	44000184

A minimum pipe weight of 600 kg is mandatory for proper operation of the clamp.



1. Transport



2. Laying

The new mechanical RG-SAFELOCK Pipe Grabs

With a patented safety locking system

The clamping force of the claws is fully maintained in all cases, even if the carrier is operated incorrectly.

- Gripping and laying concrete pipes
- **Patented safety locking system:** When lifting the product, the grab generates tension on the pipe, which is maintained even when the product is set down.
- One-man operation
- With adjustable height supports, which can be adjusted with a scale using the external pipe diameter. This guarantees an optimum grab position
- Slim design allows joint-sleeve pipes lying close together to be picked up onto the lorry loading area and used in very narrow trenches
- With handles to guide the claw

Round Grab RG-75/125-SAFELOCK / Round Grab RG-100/150-SAFELOCK also suitable for really large pipes

- Easy, continuous adjustment of the external diameter by means of a scale from 720 mm to 1,280 mm (28¼ to 50½") for the RG-75/125 and 970 mm to 1,530 mm (38¼ to 60¼") for the RG-100/150 using threaded spindles. Crank included in the delivery
- Replaceable steel grab clamps with a reliable grip
- Optionally available: rubber gripper jaws to prevent surface damages (only RG-75/125-SAFELOCK)

Round Grab RG-20/85-SAFELOCK – the top seller now also comes with a patented safety locking system

Increased grip width of up to 870 mm (34¼") and increased working load limit of 2,500 kg (5,500 lbs).

- Besides concrete pipes, **stoneware pipes** can also be laid
- Easy adjustment of the outer diameter by means of a scale and a central lock pin
- Rubber grippers
- Polyamide-coated height adjustment bracket

Type	Outside Diameter of Pipe D mm (in)	Gripper Length mm (in)	Working Load Limit WLL kg (lbs)	Dead Weight kg (lbs)	Order-Number
RG-20/85-SAFELOCK ❶	200 – 870 (7¾ – 34¼")	420 (16½)	2,500 (5,500)	125 (275)	54500009

❶ Durable surface protection by galvanizing



RG-100/150-SAFELOCK

Type	Outside Diameter of Pipe D mm (in)	Gripper Length mm (in)	Working Load Limit WLL kg (lbs)	Dead Weight kg (lbs)	Order-Number
RG-75/125-SAFELOCK ❶	720 – 1,280 (28¼ – 50½")	440 (17¼")	4,000 (8,800)	370 (820)	54500005
RG-100/150-SAFELOCK	970 – 1,530 (38¼ – 60¼")	460 (18")	6,000 (13,230)	425 (940)	54500008



RG-20/85-SAFELOCK

Mechanical Round Grab RG

Round Grab RG – proven robustness

- Simple mechanic clamp for different diameter.
- Due to the ultra slim design the grab can be used in very slender trenches
 - With automatic release for fully automatic switch-over from „full“ to „empty“ (refer to page 85)
 - With height adjustment bars to stabilize pipes and grip them securely, up to a pipe length of 6 meters
 - With changeable gripper for handling of coated and concrete pipes
 - Easy adjustment of the gripping range by spring loaded bolts
 - **RG-8/40:** Besides concrete pipes, vitrified clay pipes can also be gripped safely



Type	Outside Diameter of Pipe D mm (in)	Gripper Length mm (in)	Working Load Limit WLL kg (lbs)	Dead Weight kg (lbs)	Order-Number
RG-8/40 ❶	80 – 400 (3¼ – 15¾")	500 (19¾")	430 (950)	45 (100)	54500004
RG-20/80 ❶	200 – 800 (7¾ – 31½")	420 (16½")	1,500 (3,300)	92 (205)	54500002

❶ Durable surface protection by galvanizing

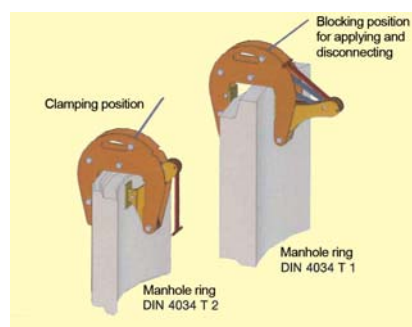
Even More Varieties for Installation of Manhole Elements – Simple, Easy and Cost-effective

Manhole and Cone Chain Clamp SRG-UNI – The Upgrade of Our Classic Clamp SRG

Universal, extremely lightweight chain clamp for installation of manhole rings, cones as per DIN 4034 and well rings.

- SRG-UNI-1,5 for manhole rings as per DIN 4034, part 2 and cones
- SRG-UNI-3 for manhole rings as per DIN 4034, part 1 + 2 and cones
- Easy slinging and releasing through permanent opener, the clamp need not to be lifted
- No adjustment of clamping range
- Large transmission of the gripping force guarantees optimum safety
- With spring preload to prevent the load from unintended release
- Optional available with lifting sling (less weight) or with high-tensile chain (robust)
- Comes with serrated steel finger grippers

Type	Nominal Value ID of cones and manholes mm (in)	Number of Claws	Gripping Range of Claws mm (in)	Working Load Limit WLL kg (lbs)	Dead Weight kg (lbs)	Order-Number
SRG-UNI-1,5*	800 – 2,000 (31 ½ – 78 ¾")	3	40 – 120 (1 ½ – 4 ¾")	1,500 (3,300)	28 (60)	54400015
SRG-UNI-1,5-K**	800 – 2,000 (31 ½ – 78 ¾")	3	40 – 120 (1 ½ – 4 ¾")	1,500 (3,300)	32 (70)	54400018
SRG-UNI-3*	800 – 2,000 (31 ½ – 78 ¾")	3	60 – 180 (2 ¼ – 7")	3,000 (6,600)	40 (90)	54400014
SRG-UNI-3-K**	800 – 2,000 (31 ½ – 78 ¾")	3	60 – 180 (2 ¼ – 7")	3,000 (6,600)	45 (100)	54400019



Manhole and Cone Chain Clamp SRG – The Robust Classic Clamp

The SRG offers a practical solution when primarily well rings and cones – but no manhole rings as per DIN 4034, part 1 have to be installed. Suitable for manhole rings as per DIN 4034 part 2.

- Proper adjustment to the wall thickness of rings and cones through threaded spindle
- Prestressed clamping jaws against unintentional release
- Equipped with robust, high-tensile lifting chain



Type	Nominal Value ID of cones and manholes mm (in)	Number of Claws	Gripping Range of Claws mm (in)	Working Load Limit WLL kg (lbs)	Dead Weight kg (lbs)	Best.-Nr.
SRG-1,5**	400 – 2,000 (15 ¾ – 78 ¾")	3	40 – 120 (1 ½ – 4 ¾")	1,500 (3,300)	31 (70)	54400001
SRG-3**	400 – 2,000 (15 ¾ – 78 ¾")	3	50 – 180 (2 – 7")	3,000 (6,600)	55 (120)	54400002
SRG-3-L**	400 – 3,000 (15 ¾ – 118")	3	50 – 180 (2 – 7")	3,000 (6,600)	58 (130)	54400003

Special types for other gripping range of claws , diameters, extended carrying capacities as well as rubber pads as gripping elements are available on request.

* With Lifting Strap. ** With High-tensile Lifting Chain.

Manhole and Cone Installation Clamps – As powerful as necessary, as careful as possible

Manhole and Cone Installation Clamp SVZ-UNI-VARIO – even cones now hang exactly level

Some sealing systems absolutely require the installation of cones in an precisely vertical position. This is possible for cones of every shape and size thanks to Integral centre of gravity adjustment.

- Manhole rings and centric cones are laid horizontally without shifting the suspension point. By switching via the guides on the suspension, the excavator driver can control the automatic shift of the suspension point for laying asymmetric cones
- Fully automatic trip mechanism for switch-over from „full“ to „empty“ (refer to page 85)
- A rearrangement of the settings is not necessary when handling manhole rings and cones, as the SVZ-UNI-VARIO has got two gripping levels
- Universally suitable for manhole basers, rings (height 500 mm / 19¾" or larger) and cones
- Ultimate safety in gripping by means of self-tensioning steel claws



SVZ-UNI-VARIO

Type	Surcharge for nominal width (ID) mm (in)	Working Load Limit WLL kg (lbs)	Dead Weight kg (lbs)	Order-Number
SVZ-UNI-VARIO ①	625 – 1,500 *1 (24½" – 59")	2,500 (5,500)	148 (325)	54000041

*1 adjustable in degrees as follows: 625/700/800/1,000/1,050/1,200/1,250/1,350/1,500 mm (24½/27½/31½/39½/41¼/47¼/49¼/53¼/59")

SVZ-UNI



Type	Country-Specific Version	Surcharge for nominal width (ID) mm (in)	Working Load Limit WLL kg (lbs)	Dead Weight kg (lbs)	Order-Number
SVZ-UNI ①	global	625 – 1,500 *1 (24¾" – 59")	2,500 (5,500)	103 (225)	54000046
SVZ-UNI-UK ①	UK	900 – 1,500 *2 (35½" – 59")	2,500 (5,500)	96 (210)	54000047
SVZ-Set for adaptors ①	surcharge for nominal width	1,800 (70¾")			44000064
SVZ-UNI-AS ①	Set of Adaptors for height support, in order to also grip rings with 250 mm height.			5.4 (10)	44000079

*1 adjustable in degrees as follows: 625/700/800/1,000/1,050/1,200/1,250/1,350/1,500 mm (24½/27½/31½/39½/41¼/47¼/49¼/53¼/59")

Manhole and Cone Installation Clamp SVZ-UNI – For all Conventional Manhole Elements

This universal manhole and cone clamp enormously rationalizes transport and installation of manhole elements.

- Especially suitable for manhole basers, rings (height 500 mm / 19¾" or larger) and cones with inner diameters of: see table *1 and *2
- Now with additional suspension position for a more horizontal hanging of the cones
- An additional operator is not necessary as the driver of the lifting machine „switches“ the SVZ-UNI from gripping to releasing by a slight movement of the lifting hook
- A rearrangement of the settings is not necessary when handling manhole rings and cones, as the SVZ-UNI has got two gripping levels
- With high-tensile chain suspension with eyelet
- Ultimate safety in gripping by means of self-tensioning steel claws

Optional extra: Fork sleeves for fork lift trucks SVZ-UNI-ET

① Durable surface protection by galvanizing

*2 adjustable in degrees as follows: [725/800/ 900/1.000/1.050/1.200/1.250/1.350/1.500 mm (28½/31½/35½/39½/41¼/47¼/49¼/53¼/59")

Manhole and Cone Installation Clamps – Cost-effective and light

Manhole and Cone Installation Clamp SVZ-ECO – light and compact; also suitable for right-angled manholes

The SVZ-ECO is the right choice for sole installation of manhole bases and rings with a nominal diameter of 800 and 1000 mm / 31 ½ and 39 ¼" (round and square) and cones (625 mm / 24 ½") or round well rings with a nominal diameter of 900 mm (35 ½") up to 1,700 kg (3,750 lbs).

- Can be operated solely by the excavator driver due to integrated trip mechanism for fully automatic switching between gripping and release (refer to page 85)
- Self-tensioning steel claws ensure secure gripping



SVZ-ECO

Type	Manhole Bases + Rings + Cones (Cover Hole Ø 625 mm / 24 ¾") Nominal Value mm (in)	Working Load Limit WLL kg (lbs)	Dead Weight kg (lbs)	Order- Number
SVZ-ECO ①	800 + 1,000 (31 ½ + 39 ¼")	1,700 (3,750)	52 (115)	54000032



SVZ-ECO-L

Manhole and Cone Installation Clamp SVZ-ECO-L – Manhole elements up to a nominal diameter of 1,200 mm can now be gripped reliably

With the new, compact and extremely robust SVZ-ECO-L manhole installation clamp (the big brother of the SVZ- ECO), manhole rings with a nominal diameter of 700, 800, 900, 1,000, 1,050 mm (27 ½, 31 ½, 35 ½, 39 ½, 41 ¼") or even 1,200 mm / 47 ¼" and cones (625 mm / 24 ½") can now be installed quickly, easily and safely.

- With positioning aid for quick and reliable positioning of the clamp in the manhole elements
- All manhole elements including **cones hang completely level** due to movable suspension
- With automatic release (refer to page 85)

Type	Manhole Bases + Rings + Cones (Cover Hole x 625 mm / 24 ¾") Nominal Value mm (in)	Working Load Limit WLL kg (lbs)	Dead Weight kg (lbs)	Order- Number
SVZ-ECO-L ①	700/800/900/1.000/1.050/1.200 (27 ½"/31 ½"/35 ½"/39"/41"/47")	2,000 (4,400)	85 (185)	54000034

① Durable surface protection by galvanizing

Work smart – not hard with the smart hand tools from Probst

Manhole Frame Clamp SRZ-M – Lightweight, Efficient and Profitable

Special clamp for safe and healthy pick-up and installation of manhole frames and concrete support rings.

- Grips from the inside, w/removable handles
- With automatic release (refer to page 85)
- W/lifting eye for attaching to crane hook

Type	Opening Width W mm (in)	Working Load Limit WLL kg (lbs)	Dead Weight kg (lbs)	Order-Number
SRZ-M ①	200 – 620 (7¾ – 24½")	150 (330)	20 (45)	54000033



Laying Hook for Gullies SHS – for base parts with drain and cones

Well-priced and compact – safe and fast handling with any lifting device for simple installation with millimeter precision.

- A tool so handy to fit into each road builders' toolbox
- Also for cones

Type		Working Load Limit WLL kg (lbs)	Dead Weight kg (lbs)	Order-Number
SHS ①	Suitable for bottom parts with drain and for cones as per DIN 4052-3	100 (220)	4.8 (10)	54000024



Manhole Frame Clamp SRZ-KOMBI – A clamp for frame and cover

Easy and safe transport and installation of manhole covers in accordance with EN 124/DIN 1229.

- By turning through 180°, the covers can also be effortlessly lifted out of the frame with the shaft frame clamp and the 2 A hooks and 2 B hooks included as standard

Type	Housing Diameter Ø mm (in)	Working Load Limit WLL kg (lbs)	Dead Weight kg (lbs)	Order-Number
SRZ-KOMBI ①	750/785 (29½/31")	200 (440)	15 (35)	53100373



Gully Clamp SAZ-UNI – move cumbersome concrete sections for road gullies

For laying concrete sections for road gullies (base and intermediate sections) in accordance with DIN 4052 with diameter Ø 550 mm.

- Also suitable for sleeve sections of external size 625 mm (24½")
- One-man operation due to adjustable lock position in hanging eye for releasing the product
- With oval ring, can be used as a supporting surface and handle

Type	Gripping Range W mm (in)	Working Load Limit WLL kg (lbs)	Dead Weight kg (lbs)	Order-Number
SAZ-UNI ①	550/625 (21¾/24½")	165 (365)	4.1 (9)	54000035

① Durable surface protection by galvanizing

Lift manhole covers easily – hydraulically or mechanically

Hydraulic Manhole Cover Lifter SDH-H – Universally suitable to lift and move away all common sizes of covers

- With the hydraulic cylinder with hand pump it is even possible to lift stuck covers
- Can be taken to pieces within seconds in order to be stowed in each car boot
- Set of keys and spreader bar as accessories available
- Special sets on request

Type	Max. wheel-span mm (in)	Hook centres min./max. mm (in)	Lifting height mm (in)	Pulling force kg (lbs)	Dead Weight kg (lbs)	Order-Number
SDH-H-15 ❶	1,050 (41 ¼")	260/950 (10 ¼" / 37 ½")	310 (12 ¼")	1,500 (3,300)	36 (80)	54800002
SDH-H-15-UK* ❶	1,050 (41 ¼")	260/950 (10 ¼" / 37 ½")	310 (12 ¼")	1,500 (3,300)	56 (125)	54800006

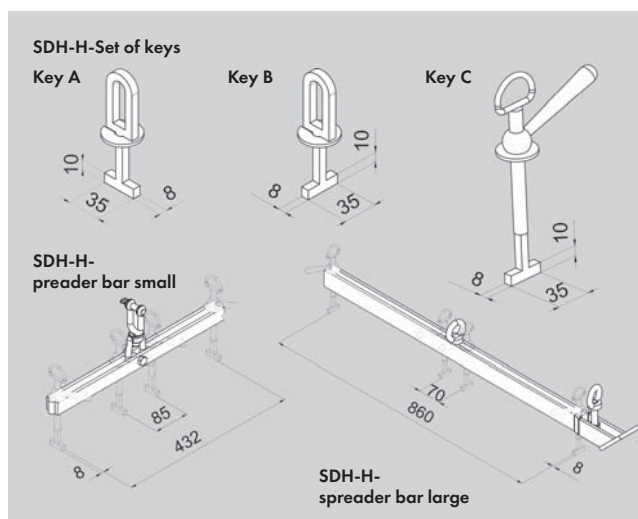
* incl. Set of keys and spreader bars UK, Art.-Nr. 54800004

Accessories

Type	Description	Order-Number
Keys ❶	Key A	44800019
	Key B	44800020
	Key C	44800075
Spreader bars ❶	small	44800008
	large	44800018
	Gatic manhole key	44800069
Set of keys and spreader bars UK ❶	2 keys A, 2 keys B, 4 keys C, 1 Spreader bar small, 2 Spreader bars large	54800004



SDH-H-15



EL-SDH

Type	Hook centres min./max. mm (in)	Pulling force kg (lbs)	Dead Weight kg (lbs)	Order-Number
EL-SDH ❷ ²	100/740 (4" / 29 ¼")	200 (440)	18 (40)	54800010
EL-SDH-LHM-300	Permanent lifting magnet with slot for attachment to EL-SDH		11 (22)	44800065

² Key not included in the delivery. Relevant accessories see table above.

❶ Durable surface protection by galvanizing

EASYLIFT EL-SDH Manhole Cover Lifter – small, light and foldable

Mechanical manhole cover lifter for lifting manhole covers up to diameter Ø 800 mm (31 ½").

- The manhole cover is lifted by tilting the SDH with the handle
- Can be combined with crosspieces (refer to the table above) for lifting split covers.
- The crosspiece of the EL-SDH can be pushed forward and back by approx. 120 mm (4 ¾")
- Optionally available: Permanent lifting magnet EL-SDH-LHM-300



9

Highrise and Roof Elements



Move and transport construction materials effectively

Scissor Grab SG – the traditional mechanical grab to move block packs around the jobsite

- Fast transfer of un-palletized paving stone or kerb stone packs with vertical strapping (each row) from the storage to the installation site; saves time and money
- With automatic release (refer to page 85)
- The height-adjustable support allows transport even of individual kerb layers

All scissor grabs with PGL2: In the event of wear on the outer ends of the rubber grippers, it is also possible to replace only these end areas.

Optional available accessories: fork pockets ET-D/DB to insert stacking forks, eyelet EH for hoist operation, safety net SSN for above-ground operation



SG-80 with SSN

Type	Gripping Range* W mm (in)	Inside Height E mm (in)	Gripper Length L mm (in)	Working Load Limit WLL kg (lbs)	Dead Weight kg (lbs)	Order-Number
SG-60-PGL2	400 – 1,100 (15¾ – 43¼")	600 (23½")	1,200 (47¼")	1,800 (3,950)	225 (495)	53100415
SG-80-PGL2	400 – 1,100 (15¾ – 43¼")	800 (31½")	1,200 (47¼")	1,800 (3,950)	230 (510)	53100380
SG-80-MAXI-PGL2	700 – 1,200 (27½ – 47¼")	800 (31½")	1,200 (47¼")	1,800 (3,950)	240 (530)	53100416
SG-100-PGL2	700 – 1,200 (27½ – 47¼")	1,000 (39¼")	1,200 (47¼")	2,000 (4,400)	380 (840)	53100284

Type	Working Load Limit WLL kg (lbs)	Dead Weight kg (lbs)	Order-Number
ET-D, with additional lifting eye for crane hook	2,500 (5,500)	35 (75)	43100411
ET-D/B	2,500 (5,500)	50 (110)	43100373
EH-3000, lifting eye for crane hook operation	3,000 (6,600)	4 (9)	40110086
SSN - 1,5/1,3/1,0 safety net for SG-60, SG-80, SG-80-MAXI, SG-100	2,000 (4,400)	5 (10)	45200061

KSZ-300-UNI



Limestone Clamp KSZ-300-UNI

Especially designed for the transport of lime-stone elements by a tower crane.

- Clamp grips steplessly – an adjustment of the gripping width is no longer necessary
- With crane eye
- Semi-automatic – for manual switch over from "full" to "empty"

Type	Gripping Range* W mm (in)	Height E mm (in)	Gripper Length L mm (in)	Working Load Limit WLL kg (lbs)	Dead Weight kg (lbs)	Order-Number
KSZ-300-UNI	750 – 1,000 (29½ – 39¼")	300 (11¾")	1,000 (39¼")	1,250 (2,750)	95 (210)	55200033

* The gripping range indicates the minimum and maximum element dimensions, which can be handled with this clamp

Roofing Element Clamp DEZ-UNI

The universal clamp for clay and concrete roof tiles.

With only one device, two rows of clay roof tiles or three rows of concrete roof tiles in horizontal position can be transported quickly and safely on the roof.

- With ring-eyelet for crane hook
- Adjustable height-support
- Exchangeable rubber grippers as gripping elements
- With automatic release (refer to page 85)



DEZ-UNI

Type	Gripping Range* W mm (in)	Height E mm (in)	Gripper Length L mm (in)	Working Load Limit WLL kg (lbs)	Dead Weight kg (lbs)	Order- Number
DEZ-UNI	660 – 1,000 (26 – 39 1/4")	140/210 (5 1/2 – 8 1/4")	1,140 (45)	600 (1,320)	75 (165)	55100034

* The gripping range indicates the minimum and maximum element dimensions, which can be handled with this clamp

Alphabetical Index

Listed by Acronym

Acronym	Product Name	Page
ADV	Pushing Off Device	13
ALX-120	Vacuum Hand Laying Device	56
AW-120	Aluminium Angle 120	45
AW-200	Aluminium Angle 200	45
AW-60	Aluminium Angle 60	45
AZL-EP-Set	Screeding Rail Kit for EASYPLAN	34
AZL-SET	Screeding Rail Kit for TAS/TAK (Alu)	34
BE-ERGOSPRINT	Ergonomic Vacuum Control Unit	76
BE-SPRINT-2	Operating Valve Unit	77
BP	BOBPLAN Pulling aid for the concrete subgrade	91
BSZ-KH-6.0	Concrete Highway Divider Clamp -KH mech.	94
BSZ-H-2.0	Concrete Highway Divider Clamp -H hydr.	94
BSZ-H-5.1	Concrete Highway Divider Clamp -H hydr.	94
BVZ	Universal Handle	80
BZ	Kerb Stone Handles	80
DEZ-UNI	Roofing Element Clamp UNI	109
EB	Sweeping Broom	23
EC-60	EASYCLEAN Paver Cleaning Device	24
EF-H-GREENLINE	EASYCLEAN Paver Cleaning Device GREENLINE	22
EF-H	EASYFILL Paver Jointing Device	22
EL-SDH	EASYLIFT Manhole Cover Lifter	105
EL-SIMPLE	EASYLIFT - SIMPLE Slab Handling Device	89
ENZ	Pin Extractor	43
ENZ-PROTECT	Pin Extractor	43
EP-UNI	EASYPLAN Handscreeding System	30
EXG	EASYGRIP Border Stone Handle	82
EXG-MAXI	EASYGRIP MAXI Border Stone Handle	82
FMK	FLEXMARKER-KIT	42
FP	FIXPLAN Handscreeding System	32
FSZ-M	Hollow Slope Block Handles -M	87
FTZ-BB	Grab for Prefab. Concrete Products -BB	83
FTZ-GBA	Grab for Prefab. Concrete Products -GBA	95
FTZ-I	Grab for Prefab. Concrete Products I	83
FTZ-MAXI-25	Grab for Prefab. Concrete Products MAXI-25	83
FTZ-MAXI-50	Grab for Prefab. Concrete Products MAXI-50	83
FTZ-MULTI-15	Grab for Prefab. Concrete Products MULTI-15	84
FTZ-MULTI-15-D	Grab for Prefab. Concrete Products MULTI-15-D	84
FTZ-UNI-15	Grab for Prefab. Concrete Products UNI-15	83
FTZ-UNI-25	Grab for Prefab. Concrete Products UNI-25	83
FTZ-UNI-50	Grab for Prefab. Concrete Products UNI-50	83
FVZ-UNI	Mechanical Boulder Grab	88
FXAH-120-GRABO-GREENLINE	FLIEGUAN-ACCU-HANDY-120-GRABO GREENLINE	54
FXAH-120-GRABO-PRO-LIFTER-GREENLINE	FLIEGUAN-ACCU-HANDY-120-GRABO PRO-LIFTER-GREENLINE	54
FXAH-120-SOLO-Set	Hand carry handle for FXAH-120 - 1 person	55
FXAH-120-DUO-Set	Hand carry handle for FXAH-120 - 2 persons	55
GH-ERGO	Rubber Hammer GH-ERGO	40
GR-150	Slipform for Concrete Backfill of Precast Kerbs	90
HE	Lifting Hose Units	76
HG-ERGO-SOLO	Handle for TP/FP - 1 person	31/32
HG-ERGO-DUO	Handle for TP/FP - 2 persons	31/32
H-FVZ-UNI	Manual Boulder Grab	88
HVZ-ECO	Hydraulic Installation Clamp ECO	17
HVZ-GENIUS-II	Hydraulic Installation Clamp GENIUS-II	16
HVZ-LIGHT	Hydraulic Installation Clamp LIGHT	13
HVZ-UNI-II	Hydraulic Installation Clamp UNI-II	11
HVZ-UNI-II-EK	Hydraulic Installation Clamp UNI-II-EK	12
HVZ-UNI-II-PK-II	Paving Claw Adapter	12
HVZ-FA-RE	Hering-Bone Adapter with RE-Blades	12
HVZ-VA-SUPERSOFT	Shifting Adapter for HVZ	14
HVZ-VA-180°	Shifting Adapter for HVZ	14
JM-VARIO	JUMBOMOBIL Vacuum Slab Laying Machine	73
JM-VARIO Suction plates	Suction plates for JM	75
JUMBO-BV Suction plates	Suction plates for JUMBO-BV-VARIO	75
JUMBO-BV-VARIO	JUMBO Vacuum Kerb Stone Inst. Machine	69
KKT	Brick Handles	47
KKV-200	Cable Channel Clamp 200	88
KKV-8/14	Cable Channel Clamp 8/14	88
KKV-20/30	Cable Channel Clamp 20/30	88
KSZ-300-UNI	Limestone Clamp	108
LF	LEVELFIX Manual Screeding System	33
LH	LEVELHANDY	35
LK	LEVELKING Screeding Attachment	27
MAL	Measuring and Marking Tool	44
MFS	Multiple Suction Plates	75
MM GREENLINE	MULTIMOBIL MM	70/71
MM GREENLINE /Access.	MULTIMOBIL MM / Accessories	72
MP-70	MINIPLAN 70 Sliding Finisher	34
MP-30	MINIPLAN 30 Sliding Finisher	34
MRE	Multiple Alignment Bar	40
MSP	Multiple Suction Plates	75
PB-15/24	PAVERBOY 15/24	47
PB-15/24-L	PAVERBOY 15/24-L	47
PB-I	PAVERBOY I	47
PJ Suction plates/access.	Suction plates and accessoires for PJ	68
PJ-1650	POWERJET Vacuum-Lifting Device	67
PM	PAVERMARKER	44
PP	POWERPLAN Screeding Machine	26
PPH	Profi-Slap Handle	46
PPH-AA	Support Adapter for PPH	46
PPH-ERGO-HG	Profi-Slap Handle, handle long	46
PPH-2-HG	2-man carrying handle for PPH	46
PVZ-V	Column Handles – adjustable	86
PW-III	Pallet-Cart III	19
PZ	Slap Extractor	38
QD	QUICKDRAW	44
QJ Suction plates/access.	Suction plates and accessoires for QJ	62
QJ-600-E	QUICKJET Vacuum Lifting Device	62
RE	Alignment Bar	40
RF-H	GUTTERFIX Screeding System for lean concrete	91
RG-20/85-SAFELOCK	Round Grab 20/85-SAFELOCK	99
RG-75/125-SAFELOCK	Round Grab 75/125-SAFELOCK	99
RG-100/150-SAFELOCK	Round Grab 100/150-SAFELOCK	99
RG-20/80	Round Grab 20/80	100
RG-8/40	Round Grab 8/40	100
RGV	Turf Stone Laying Clamp	87
RSA-25	Radial Cut Adapter	50
RSH	Plump Line Fixture	42
RVD-4,5-ECO	Concrete Pipe Lifter	98
RVH (Pair)	Turf Stone Handles	47
SA	STRING ALONG	44
SAH	Paver Lifter	38
SAZ-UNI	Gully Clamp	104
SB	STRINGTIGHT SB	45
SDH-H-15	Manhole Cover Lifter H-15 hydraulically	105
SF	SAFEFLEX	50
SG-60-PGL2	Scissor Grab 60-PGL2	108
SG-80-PGL2	Scissor Grab 80-PGL2	108
SG-80-MAXI-PGL2	Scissor Grab 80-MAXI-PGL2	108
SG-100-PGL2	Scissor Grab 100-PGL2	108
SH Suction plates	Suction plates for SH	68
SH-1000-MINI	Vacuum Lifting Device 1000-MINI	64
SH-2500-GREENLINE	Vacuum Lifting Device 2500-GREENLINE	65
SH-2500-UNI	Vacuum Lifting Device 2500-UNI	65
SH-3500-B	Vacuum Lifting Device 3500-B	66
SH-2500-UNI Accessoires	Accessoires for SH-2500-UNI	65
SH-3500-B Accessoires	Accessoires for SH-3500-B	66
SHS	Laying Hook for Gullies	104
SLS-8/20-G-VA	Stone Pillar Grab 8/20 w/Rubber grippers	86
SM Suction plates/access.	Suction plates and accessoires for SM	61
SM-600-GREENLINE	STONEMAGNET 600-GREENLINE	61

Acronym	Product Name	Page
SM-600-GREENLINE-POWER	STONEMAGNET 600-GREENLINE-POWER	61
SPEEDY VS-140/200-XL	SPEEDY Vacuum Hand Laying Device XL	57
SPEEDY VS Plates/access.	Suction plates and accessories for Speedy VS	57/58
SPEEDY VS-140/200 Basic Device	SPEEDY Vacuum Hand Laying Device	57
SPEEDY VS-PR	SPEEDY POWER-RACK	57
SRG	Manhole and Cone Chain Clamp	101
SRZ-KOMBI	Manhole Frame Clamp -KOMBI	104
SRZ-M	Manhole Frame Clamp -M	104
STH-0,9	Bush Hammer	41
STS	STONE SPLITTER STS	48
STS-EASY	STONE SPLITTER STS-EASY	49
STS-43-EH-23	STONE SPLITTER STS-43-EH-23 Electro-hydraulic block cutter	49
SVZ-ECO	Manhole and Cone Installation Clamp ECO	103
SVZ-ECO-L	Manhole and Cone Installation Clamp ECO-L	103
SVZ-UNI	Manhole and Cone Installation Clamp UNI	102
SVZ-UNI-VARIO	Manhole and Cone Installation Clamp UNI-VARIO	102
SWV-HE	Quick Change Device	77
SXH-1,8	Soft-face mallet	41
SXH-3,2	Soft-face mallet	41
SXH-3,6	Soft-face mallet	41
SXH-1,3/SXH-2,3	Deadblow	41
SXR	Surface Saver for Vibration Plates	23
SZ	Paving Block Extractor	38
SZH	Block Extractor Hammer	39
SZV	Hose Cylinder Extension	77
TAK	Telescopic Screeding Bucket	28
TAS-UNI	Telescopic Screeding System	29
TG-5/12	TWISTGRIP Kerb and Strip Stone handle	82
TM Suction plates	Suction plates for TM	75
TM-150-XL	TRANSMOBIL Installation Carrier 150	74
TP	TELEPLAN Handscreeding System	31
TRA-3500	Spreader Bar	68
TSV	Concrete Step Handles	81
TSZ-MAXI	Concrete Step Handles MAXI	81
TSZ-UNI	Concrete Step Handles UNI	81
UM	UNIMOBIL Laying dolly	60
VGE-230	Vacuum Turbine Unit VGE-230	72
VH-1/25	VACUUM-HANDY VH-1/25	55
VM-X-PAVERMAX	Installation Machine X-PAVERMAX	5
VM-301-GREENLINE	Installation Machine 301-GREENLINE	9
VPH-150-GREENLINE	VACUUM-POWER-HANDY VPH-GREENLINE	53
VPH Accessoires	Accessoires for VPH	53
VS-ERGO-SPS-50-29/22	Ergonomic Vacuum Control Unit	72
VTK-V	Adjustable Paver Transport Cart	18
VZ-H-UNI	Laying Clamp UNI	90
VZ-I	Laying Clamp I	80
VZ-II	Laying Clamp II	80
VZ-M-UNI	Kerb Stone Clamp-M-UNI	80
WE-06	Grab for Angular Concrete Products 06	85
WEZ-2	Grab for Angular Concrete Products 2	85
WEZ-6	Grab for Angular Concrete Products 6	85

Alphabetical Index

Listed by Product Name

Product Name	Acronym	Page
Accessoires for SH-2500-UNI	SH-2500-UNI Accessoires	65
Accessoires for SH-3500-B	SH-3500-B Accessoires	66
Accessoires for VPH	VPH Accessoires	53
Adjustable Paver Transport Cart	VTK-V	18
Alignment Bar	RE	40
Aluminium Angle 120	AW-120	45
Aluminium Angle 200	AW-200	45
Aluminium Angle 60	AW-60	45
Block Extractor Hammer	SZH	39
BOBPLAN Pulling aid for the concrete subgrade	BP	91
Brick Handles	KKT	47
Bush Hammer	STH-0,9	41
Cable Channel Clamp 20/30	KKV-20/30	88
Cable Channel Clamp 200	KKV-200	88
Cable Channel Clamp 8/14	KKV-8/14	88
Column Handles – adjustable	PVZ-V	86
Concrete Highway Divider Clamp -H hydr.	BSZ-H-2.0	94
Concrete Highway Divider Clamp -H hydr.	BSZ-H-5.1	94
Concrete Highway Divider Clamp -KH mech.	BSZ-KH-6.0	94
Concrete Pipe Lifter	RVD-4,5-ECO	98
Concrete Step Handles	TSV	81
Concrete Step Handles MAXI	TSZ-MAXI	81
Concrete Step Handles UNI	TSZ-UNI	81
Deadblow	SXH-1,3/SXH-2,3	41
EASYCLEAN Paver Cleaning Device	EC-60	24
EASYCLEAN Paver Cleaning Device GREENLINE	EF-H-GREENLINE	22
EASYFILL Paver Jointing Device	EF-H	22
EASYGRIP Border Stone Handle	EXG	82
EASYGRIP MAXI Border Stone Handle	EXG-MAXI	82
EASYLIFT - SIMPLE Slab Handling Device	EL-SIMPLE	89
EASYLIFT Manhole Cover Lifter	EL-SDH	105
EASYPLAN Handscreeding System	EP-UNI	30
Ergonomic Vacuum Control Unit	BE-ERGOSPRINT	76
Ergonomic Vacuum Control Unit	VS-ERGO-SPS-50-29/22	72
FIXPLAN Handscreeding System	FP	32
FLEXMARKER-KIT	FMK	42
FLIEGUAN-ACCU-HANDY-120-GRABO-GREENLINE	FXAH-120-GRABO-GREENLINE	54
FLIEGUAN-ACCU-HANDY-120-GRABO-PRO-LIFTER-GREENLINE	FXAH-120-GRABO-PRO-LIFTER-GREENLINE	54
Grab for Angular Concrete Products 06	WEZ-06	85
Grab for Angular Concrete Products 2	WEZ-2	85
Grab for Angular Concrete Products 6	WEZ-6	85
Grab for Prefab. Concrete Products -BB	FTZ-BB	83
Grab for Prefab. Concrete Products -GBA	FTZ-GBA	95
Grab for Prefab. Concrete Products I	FTZ-I	83
Grab for Prefab. Concrete Products MAXI-25	FTZ-MAXI-25	83
Grab for Prefab. Concrete Products MAXI-50	FTZ-MAXI-50	83
Grab for Prefab. Concrete Products MULTI-15	FTZ-MULTI-15	84
Grab for Prefab. Concrete Products MULTI-15-D	FTZ-MULTI-15-D	84
Grab for Prefab. Concrete Products UNI-15	FTZ-UNI-15	83
Grab for Prefab. Concrete Products UNI-25	FTZ-UNI-25	83
Grab for Prefab. Concrete Products UNI-50	FTZ-UNI-50	83
Gully Clamp	SAZ-UNI	104
GUTTERFIX Screeding System for lean concrete	RF-H	91
Hand carry handle for FXAH-120 - 1 person	FXAH-120-SOLO-Set	55
Hand carry handle for FXAH-120 - 2 persons	FXAH-120-DUO-Set	55
Handle for TP/FP - 1 person	HG-ERGO-SOLO	31/32
Handle for TP/FP - 2 persons	HG-ERGO-DUO	31/32
Hering-Bone Adapter with RE-Blades	HVZ-FA-RE	9

Hollow Slope Block Handles -M	FSZ-M	87
Hose Cylinder Extension	SZV	77
Hydraulic Installation Clamp ECO	HVZ-ECO	17
Hydraulic Installation Clamp GENIUS-II	HVZ-GENIUS-II	16
Hydraulic Installation Clamp LIGHT	HVZ-LIGHT	13
Hydraulic Installation Clamp UNI-II	HVZ-UNI-II	11
Hydraulic Installation Clamp UNI-II-EK	HVZ-UNI-II-EK	12
Installation Machine 301-GREENLINE	VM-301-GREENLINE	9
Installation Machine X-PAVERMAX	VM-X-PAVERMAX	5
JUMBO Vacuum Kerb Stone Inst. Machine	JUMBO-BV-VARIO	69
JUMBOMOBIL Vacuum Slab Laying Machine	JM-VARIO	73
Kerb Stone Clamp-M-UNI	VZ-M-UNI	80
Kerb Stone Handles	BZ	80
Laying Clamp I	VZ-I	80
Laying Clamp II	VZ-II	80
Laying Clamp UNI	VZ-H-UNI	90
Laying Hook for Gullies	SHS	104
LEVELFIX Manual Screeding System	LF	33
LEVELHANDY	LH	35
LEVELKING Screeding Attachment	LK	27
Lifting Hose Units	HE	76
Limestone Clamp	KSZ-300-UNI	108
Manhole and Cone Chain Clamp	SRG	101
Manhole and Cone Installation Clamp ECO	SVZ-ECO	103
Manhole and Cone Installation Clamp ECO-L	SVZ-ECO-L	103
Manhole and Cone Installation Clamp UNI	SVZ-UNI	102
Manhole and Cone Installation Clamp UNI-VARIO	SVZ-UNI-VARIO	102
Manhole Cover Lifter H-15 hydraulically	SDH-H-15	105
Manhole Frame Clamp -KOMBI	SRZ-KOMBI	104
Manhole Frame Clamp -M	SRZ-M	104
Manual Boulder Grab	H-FVZ-UNI	88
Measuring and Marking Tool	MAL	44
Mechanical Boulder Grab	FVZ-UNI	88
MINIPLAN 30 Sliding Finisher	MP-30	34
MINIPLAN 70 Sliding Finisher	MP-70	34
MULTIMOBIL MM	MM GREENLINE	70/71
MULTIMOBIL MM / Accessories	MM GREENLINE /Access.	72
Multiple Alignment Bar	MRE	40
Multiple Suction Plates	MSP	75
Multiple Suction Plates	MFS	75
Operating Valve Unit	BE-SPRINT-2	77
Pallet-Cart III	PW-III	19
Paver Lifter	SAH	38
PAVERBOY 15/24	PB-15/24	47
PAVERBOY 15/24-L	PB-15/24-L	47
PAVERBOY I	PB-I	47
PAVERMARKER	PM	44
Paving Block Extractor	SZ	38
Paving Claw Adapter	HVZ-UNI-II-PK-II	12
Pin Extractor	ENZ	43
Pin Extractor	ENZ-PROTECT	43
Plump Line Fixture	RSH	42
POWERJET Vacuum-Lifting Device	PJ-1650	67
POWERPLAN Screeding Machine	PP	26
Profi-Slap Handle	PPH	46
Profi-Slap Handle, 2-man carrying handle	PPH-2-HG	46
Profi-Slap Handle, handle long	PPH-ERGO-HG	46
Pushing Off Device	ADV	13
Quick Change Device	SWV-HE	77
QUICKDRAW	QD	44
QUICKJET Vacuum Lifting Device	QJ-600-E	62
Radial Cut Adapter	RSA-25	50
Roofing Element Clamp UNI	DEZ-UNI	109
Round Grab 100/150-SAFELOCK	RG-100/150-SAFELOCK	99

Product Name	Acronym	Page
Round Grab 20/80	RG-20/80	100
Round Grab 20/85-SAFELOCK	RG-20/85-SAFELOCK	99
Round Grab 75/125-SAFELOCK	RG-75/125-SAFELOCK	99
Round Grab 8/40	RG-8/40	100
Rubber Hammer GH-ERGO	GH-ERGO	40
SAFEFLEX	SF	50
Scissor Grab 100-PGL2	SG-100-PGL2	108
Scissor Grab 60-PGL2	SG-60-PGL2	108
Scissor Grab 80-MAXI-PGL2	SG-80-MAXI-PGL2	108
Scissor Grab 80-PGL2	SG-80-PGL2	108
Screeding Rail Kit for EASYPLAN	AZL-EP-Set	34
Screeding Rail Kit for TAS/TAK (Alu)	AZL-SET	34
Shifting Adapter for HVZ	HVZ-VA-SUPERSOFT	14
Shifting Adapter for HVZ	HVZ-VA-180°	14
Slap Extractor	PZ	38
Slipform for Concrete Backfill of Precast Kerbs	GR-150	90
Soft-face mallet -3,2	SXH-3,2	41
Soft-face mallet -3,6	SXH-3,6	41
Soft-face mallet -1,8	SXH-1,8	41
SPEEDY POWER-RACK	SPEEDY VS-PR	57
SPEEDY Vacuum Hand Laying Device	SPEEDY VS-140/200 Basic Device	57
SPEEDY Vacuum Hand Laying Device XL	SPEEDY VS-140/200-XL	57
Spreader Bar	TRA-3500	68
Stone Pillar Grab 8/20 w/Rubber grippers	SLS-8/20-G-VA	86
STONE SPLITTER STS	STS	48
STONE SPLITTER STS-EASY	STS-EASY	49
STONE SPLITTER Electro-hydraulic block cutter	STS-43-EH-23	49
STONEMAGNET 600-GREENLINE	SM-600-GREENLINE	61
STONEMAGNET 600-GREENLINE-POWER	SM-600-GREENLINE-POWER	61
STRING ALONG	SA	44
STRINGTIGHT SB	SB	45
Suction plates and accessoires for PJ	PJ Suction plates/access.	68
Suction plates and accessoires for QJ	QJ Suction plates/access.	62
Suction plates and accessoires for SM	SM Suction plates/access.	61
Suction plates and accessories for Speedy VS	SPEEDY VS Plates/access.	57/58
Suction plates for JM	JM-VARIO Suction plates	75
Suction plates for JUMBO-BV-VARIO	JUMBO-BV Suction plates	75
Suction plates for SH	SH Suction plates	68
Suction plates for TM	TM Suction plates	75
Support Adapter for PPH	PPH-AA	46
Surface Saver for Vibration Plates	SXR	23
Sweeping Broom	EB	23
TELEPLAN Handscreeding System	TP	31
Telescopic Screeding Bucket	TAK	28
Telescopic Screeding System	TAS-UNI	29
TRANSMOBIL Installation Carrier 150	TM-150-XL	74
Turf Stone Handles	RVH (Pair)	47
Turf Stone Laying Clamp	RGV	87
TWISTGRIP Kerb and Strip Stone handle	TG-5/12	82
UNIMOBIL Laying dolly	UM	60
Universal Handle	BVZ	80
Vacuum Hand Laying Device	ALX-120	56
Vacuum Lifting Device 1000-MINI	SH-1000-MINI	64
Vacuum Lifting Device 2500-GREENLINE	SH-2500-GREENLINE	65
Vacuum Lifting Device 2500-UNI	SH-2500-UNI	65
Vacuum Lifting Device 3500-B	SH-3500-B	66
Vacuum Turbine Unit VGE-230	VGE-230	72
VACUUM-HANDY VH-1/25	VH-1/25	55
VACUUM-POWER-HANDY VPH-GREENLINE	VPH-150-GREENLINE	53

The right solution for every challenge – already in the range, or we construct it.

Probst makes hard work easier. We already have available a wide range of machines, equipment and tools for many applications. We will gladly help you find the right solution for you. Alternatively, we can develop an individual suitable solution for you. For the optimal consultation, simply send us your requirements in advance.

Contact person: _____ Company: _____

Phone: _____ E-mail address: _____

Please describe the element to be lifted.

Dimensions (LxWxH in mm)

What material is the element made of?
e.g. concrete, natural stone, granite, limestone, ...

How is the element stored or how is it delivered?
If available, please send us sketches or photos.

Which drive is preferred or available?
e.g. combustion engine, hydraulic or electric drive, ...

When do you plan to commission the unit?

Weight (in kg)

What is the surface finish? e.g. coated, structured, smooth, polished, powder-coated, ...

What is the intended location?
e.g. building site, building material plant, desert, sea air, ...

Is a carrier device provided? If so, which? e.g. excavator, forklift, loading crane, overhead crane, chain hoist, ...

Is there any other relevant information?

You will find space for a sketch or drawing of the element on the following page.


Please take photos of this page and your sketches and send them to: info@probst-handling.de

Alternatively, use our online form and send us your request digitally:
www.probst-handling.com/en/productrequest

We are looking forward to your request and will contact you immediately.

Sketch/drawing

A large rectangular area filled with a light gray grid, intended for sketching or drawing a product. The grid is composed of small squares, providing a guide for proportions and dimensions.



Further Probst solutions for other industries



**Building Material Plants –
In-plant Handling**



Truck Crane Attachments

Headquarters Germany

Probst GmbH
Gottlieb-Daimler-Straße 6
71729 Erdmannhausen
Phone +49 7144 3309-30
info@probst-handling.de
www.probst-handling.de

United Kingdom

Probst Ltd
Unit 2 Fletcher House,
Stafford Park 17
Telford, Shropshire, TF3 3DG
Phone + 44 1952-292733
info@probst-handling.co.uk
www.probst-handling.co.uk

Other sales companies:

USA, Canada, Italy, France, Poland, China and Korea.

www.probst-handling.com

We will gladly advise you.